



DRAFT

**2nd HALF YEARLY MONITORING REPORT
OF
Xavier Institute of Social Service, Ranchi
(Monitoring Institution)
ON
Mid Day Meal Scheme for the State/UT of
JHARKHAND**

Period: 1st Oct. 2013 to 31st March 2014

Districts Covered

- 1. Chatra**
- 2. Koderma**
- 3. Giridih**

FOREWORD

Mid Day Meal Scheme is an ambitious campaign to justify Right to Food Act and to fight against food insecurity as well as the structural roots of hunger in the country. It has been recorded as the largest school lunch programme in the world with 12 crores school children availing it. The study entitled as '**2nd Half Yearly Monitoring Report**' 2013-14 is the intrinsic part of the yearly monitoring, undertaken to review and analyze its efficacy and impact on education, health and social aspects of the society.

The Ministry of Human Resource Development has, therefore, intended to gather data on progress of the project during the **period 01.10.2013 to 31.03.2014**, through a detailed six monthly monitoring activities in the sample districts/blocks. The main objectives of this half yearly report were:

- Assessment and analysis of the implementation of approved interventions and processes underlying these interventions at school level keeping in view the overreaching goals of the provisions under Right to Food Act 2009, and
- Verify process and procedures undertaken for implementation of MDM by sample check progress in achievement of some key outcome indicators.
- Identification of the socio-cultural or other barriers coming in the way of successful implementation of the schematic intervention and attainment of goals against the essential demands of the campaign.

We are extremely grateful to the Director-MDM and the Under Secretary, MHRD, Govt. of India for entrusting us this major task. We also convey our sense of gratitude to the Senior Consultants (Monitoring), National Support Group (NSG), Ed.CIL, New Delhi and all the concerned Government Officials/functionaries of the sample six districts for their constant support in providing the necessary information.

The monitoring Team of our Institute (MI) has been set up under the leadership of Mr. Ajit Tirkey, who as the Nodal Officer has efficiently coordinated the stakeholders at different levels and led the team members on the way to compile the report through minutely analyzing the data procured and them with the observations made during the field research.

The regular monitoring has given an impression to all the stakeholders that the central government is serious to address the critical issues in the context of nutritional emergency on the way to attain a comprehensive entitlement of food to all.

The overall impact is yet to be realized, however, I hope that the findings of the report would be useful to the Ministry of HRD, both at the state and the centre to realize the achievements and the areas of concern. I earnestly wish that in the years to come, the corrective measures and steps could be taken accordingly and the campaign would definitely have an impact on literacy, education and social sphere.

Date: 15th May 2014
Place: XISS Ranchi

Dr. Alexius Ekka sj
Director

ACKNOWLEDGEMENT

The Monitoring Report entitled “**2nd Half Yearly Monitoring Report 2013-14**” has been compiled depicting the progress of the Mid Day Meal Scheme in Jharkhand from 01.10.2013 to 31.03.2014. The report presents a detailed account of MDM in terms of its implementation and progress particularly made in the sample districts of **Chatra, Koderma and Giridih**.

At the outset, we express our deep sense of gratitude to Dr. Amarjeet Singh, Joint Secretary (EE.1), Shri Gaya Prasad, Director, MDM, and other officials at the Ministry of HRD, New Delhi for entrusting this major task to undertake the monitoring activities in Jharkhand State.

We are obliged to Dr. Mridula Sircar, Consultant, MDM and National Support Group (NSG), Ed.CIL, New Delhi for their continuous support and guidance to carry out the task as per the framework.

All the officials and functionaries/personnel at the state, sample districts and blocks are genuinely creditable, as the intensive monitoring of all the issues and interventions under this ambitious campaign could be carried out only because of their kind cooperation and support extended towards our team members.

We remain indebted to the Director - XISS, Dr. Alexius Ekka sj, and the HOD-Research & Planning, Dr Himadri Sinha for their ever encouraging stance of motivation and support - always showing us the way out and on.

Our thanks are also due to all the sample respondents, (i.e. teachers, sanyojika/sahayika (cook/helper), parents, committee members, key and elderly villagers, school-children etc.) who responded extensively to the endless queries of ours during data collection and field verification.

The Project Assistant - A.R. Baitha, Data Analyst - Nirmal Mishra, Data Entry Operator - Shriram Mishra and all the team members deserve thanks for their team spirit and work during the hectic hours of data collection and tabulation.

AJIT TIRKEY
XISS RANCHI

Nodal Officer (MI)
SSA/MDM - JKH

TABLE OF CONTENTS

	Page No
Foreword	02-07
Acknowledgement	
Table of Contents	
List of Graphs	
List of Tables with Key Findings	
Abbreviation	
1.0 General Information	08-09
2.0 Executive Summary for the sample districts of Chatra, Koderma and Giridih in Jharkhand State for the period 1 st Oct. 2013 to 31 st March 2014	10-26
3.1 District Summary of the School Reports covered for the period 1 st Oct. 2013 to 31 st March 2014 in sample district Chatra	27-34
3.2 District Summary of the School Reports covered for the period 1 st Oct. 2013 to 31 st March 2014 in sample district Koderma	35-42
3.3 District Summary of the School Reports covered for the period 1 st Oct. 2013 to 31 st March 2014 in sample district Giridih	43-50
4.0 Annexure	-----
4.1 List of Schools with DISE Code visited by MI	
4.2 List of the Schools visited, Contact Persons & Designation	

LIST OF GRAPHS

Graph 01: Regular Cooking of Meal

Graph 02: Supply of Food Grains to School

Graph 03: Weekly Menu

Graph 04: Quality and Quantity of Meal

Graph 05: Food Supplement and Health Card

Graph 06: Number of Cooks and their Payment

Graph 07: Kitchen Sheds-cum-Store

Graph 08: Storage of Food Grains, Potable Water and Utensils

Graph 09: Fuel used for Cooking

Graph 10: Safety and Hygiene

LIST OF SCHOOLS WITH KEY FINDINGS

D1 – Chatra

- Table No. 01** List of Schools with No Transportation Cost for Lifting of Food Grains
- Table No. 02** List of Schools Not Received Cooking Cost Regularly
- Table No. 03** List of Schools with Menu Not Displayed
- Table No. 04** List of Schools Not Providing Supplementary Food
- Table No. 05** List of Schools with Remuneration Not Paid to Cooks/Helpers Regularly
- Table No. 06** List of Schools with No Pucca Kitchen cum Storeroom
- Table No. 07** List of Schools with Insufficient Utensils
- Table No. 08** List of Schools Using LPG and Other Fuels for Cooking
- Table No. 09** List of Schools with Soap/Detergent Provided for Washing
- Table No. 10** List of Schools with Logo and Toll Free Number

D2 – Koderma

- Table No. 01** List of Schools with No Transportation Cost for Lifting of Food Grains
- Table No. 02** List of Schools Not Received Cooking Cost Regularly
- Table No. 03** List of Schools with Menu Not Displayed
- Table No. 04** List of Schools Not Providing Supplementary Food
- Table No. 05** List of Schools with Remuneration Not Paid to Cooks/Helpers Regularly
- Table No. 06** List of Schools with No Pucca Kitchen cum Storeroom
- Table No. 07** List of Schools with Insufficient Utensils
- Table No. 08** List of Schools Using LPG and Other Fuels for Cooking
- Table No. 09** List of Schools with Soap/Detergent Provided for Washing
- Table No. 10** List of Schools with Logo and Toll Free Number

D3 – Giridih

- Table No. 01** List of Schools with No Transportation Cost for Lifting of Food Grains
- Table No. 02** List of Schools Not Received Cooking Cost Regularly
- Table No. 03** List of Schools with Menu Not Displayed
- Table No. 04** List of Schools Not Providing Supplementary Food
- Table No. 05** List of Schools with Remuneration Not Paid to Cooks/Helpers Regularly
- Table No. 06** List of Schools with No Pucca Kitchen cum Storeroom
- Table No. 07** List of Schools with Insufficient Utensils
- Table No. 08** List of Schools Using LPG and Other Fuels for Cooking
- Table No. 09** List of Schools with Soap/Detergent Provided for Washing
- Table No. 10** List of Schools with Logo and Toll Free Number

LIST OF ABBREVIATIONS

ADPO	Additional District Programme Officer	MOU	Memorandum of Agreement
BEO	Block Education Extension Officer	MS	Middle School
BPO	Block Programme Officer	NCLP	National Child Labour Programme
BRC	Block Resource Centre	NGO	Non Governmental Organization
BRP	Block Resource Person	NPS	<i>Nav Prathamik</i> School
CAL	Computer Aided Learning	NSG	National Support Group
CD	Community Development	OBC	Other Backward Caste
CRC	Cluster Resource Centre	OoSC	Out of School Children
CRP	Cluster Resource Person	PRI	Panchayati Raj Institution
CWSN	Children With Special Needs	PS	Primary School
DCF	Data Capture Format	PTA	Parents Teachers Association
DIET	District Institute of Education & Training	RMS	Rajkiyakrit Middle School
DISE	District Information System & Education	RTE	Right To Education
DPO	District Programme Officer	RTI	Right To Information
DSE	District Superintendent of Education	SC	Scheduled Caste
Ed.CIL	Education Consultant India Limited	ST	Scheduled Tribe
FAO	Food and Agriculture Organization	SHG	Self Help Group
GOI	Government of India	SMC	School Management Committee
IFA	Iron Folic Acid	SPD	State Project Director
JE	Junior Engineer	SSA	<i>Sarva Shiksha Abhiyan</i>
JEPC	Jharkhand Education Project Council	STC	Special training Centre
JKH	Jharkhand	TOR	Terms of Reference
KGBV	Kasturba Gandhi Balika Vidyalaya	TSG	Technical Support Group
MDM	Mid Day Meal	UMS	Upgraded Middle School
MHRD	Ministry of Human Resource Development	UPS	Upper Primary School
MI	Monitoring Institution	UT	Union Territory
MIS	Monitoring & Information System	VEC	Village Education Committee
MTA	Mother Teacher Association	XISS	Xavier Institute of Social Service

2nd Half Yearly Monitoring Report of Xavier Institute of Social Service, Ranchi (Monitoring Institution) on MDMS for the State/UT of Jharkhand for the period of 1st Oct. 2013 to 31st March 2014

1. General Information

S N	Information	Details		
1.	Name of the monitoring institute	Xavier Institute of Social Service		
2.	Period of the report	1 st Oct. 2013 to 31 st March 2014		
3.	No. of Districts allotted	- 03 -		
4.	Districts' name	1- Chatra, 2-Koderma, 3- Giridih		
5.	Date of visit to the Districts / Schools (Information is to be given district wise i.e District 1, District 2, District 3 etc)	February & March 2014		
6.	Total number of schools covered by MI in sample districts (Information is to be given district wise i.e. District 1, District 2, District 3 etc.)	District 1: 40 (37 + 03) District 2: 40 (38 + 02) District 3: 40 (36 + 04)		
7.	Total number of elementary schools (primary and upper primary to be counted separately) in the Districts Covered by MI (Information is to be given district wise i.e District 1, District 2, District 3 etc.)	District	PS	UPS
		Chatra	04	33
		Koderma	14	24
		Giridih	15	21
8.	What percentage of schools covered in all the Districts allotted:	-		
9.	No. of schools visited component wise			
A	Schools in Rural Area	80		
a)	Primary School	19		
b)	Upper Primary School	61		
c)	Upper Primary Schools with Primary Classes	61		
B	Schools in Urban Areas	40		
d)	Primary School	08		
e)	Upper Primary School	32		
f)	Upper Primary Schools with Primary Classes	32		
C	NCLP Schools	-		
D	School sanctioned with Kitchen cum Stores	101		
E	Schools having Cook cum helpers engaged as per norm	111		
10.	Number of schools visited by Nodal Officer of the Monitoring Institute	107		
11.	Whether the draft report has been shared with the Director of the nodal department implementing MDMS : YES / NO	Yes		
12.	After submission of the draft report to the Director of the nodal department implementing MDMS whether the MI has received any observation from the Directorate: Y/N	-		

13. Details regarding discussion held with state officials

Prior to the field level study, the state level officials have been duly approached for their cooperation as required. Later on detailed discussions were held with the officials and functionaries at the respective DPOs and BRCs/CRCs. The State team extended its help by intimating the districts regarding the monitoring and the tentative dates of visit of the monitoring

team. The state also instructed the DPOs for necessary support and cooperation as per the GOI letter and requirement as well.

14. Selection Criteria for Schools

The selection of sample schools was carried out as per the TOR of Ministry of HRD. Altogether 40 Schools/Centres corresponding to the required number under different components have been selected. The purposive sampling and random sampling techniques are applied to select the sample schools/centres. The district and block officials/functionaries were closely involved to have the best possible sampling component wise to be incorporated and assessed as well.

Sampling/Sample Size

Sl. No.	Parameters/Criterion for the Selection of Schools	CD Blocks			Total
		Rural	Rural	Urban	
01.	High Gender Gap in Enrolment	1	1	2	4
02.	Higher Proportion of SC/ST Students	1	2	2	5
03.	Low Retention Rate & High Drop-Out Rate	1	1	1	3
04.	Habitation with Out of School Children (OoSC)	1	1	-	2
05.	Habitation with Urban Deprived Children	-	-	2	2
06.	Habitation with Seasonal Migration	1	1	-	2
07.	Forest/Far Flung Area	1	1	-	2
08.	Habitation with Recurrent Natural Calamity	1	1	1	3
09.	Special Training Centres – Residential	1	1	1	3
10.	Special Training Centres - Non-Residential	1	1	1	3
11.	Civil Work Sanctioned	1	-	1	2
12.	Children With Special Needs (CWSN)	1	1	1	3
13.	Computer Aided Learning (CAL)	1	1	1	3
14.	Kasturba Gandhi Balika Vidyalaya (KGBV)	1	1	1	3
	Total	13	13	14	40

Note: KGBVs monitored are inclusive of the total sampled schools, but not included in the district reports as they have separate funds for the meals etc. and thus, not covered by the funds under MDM scheme.

15. Items to be attached with the report:

- A. List of Schools with DISE code visited by MI - Yes
- B. List of the Schools visited, Contact Persons & Designation - Yes
- C. List of Schools as per Key Findings - Yes

2. EXECUTIVE SUMMARY (Consolidated)

0.0 Introduction

Mid Day Meal Scheme is an ambitious campaign to justify Right to Food Act and to fight against food insecurity as well as the structural roots of hunger in the country. The programme under the flagship of the Ministry of Human Resource Development, Govt. of India has been recorded as the largest school lunch programme in the world with 12 crores school children availing it daily.

The study is the intrinsic part of the yearly monitoring, undertaken to review and analyze its efficacy and impact on education, health and social aspects of the society.

01. Regularity in Serving Meal

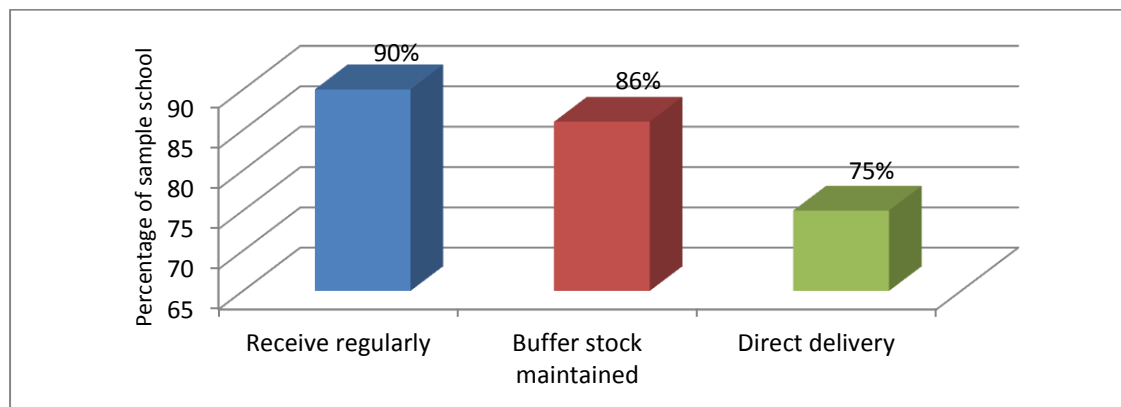
Hot and cooked meal is being served by all the 111 (100%) sample schools regularly.

02. Trends

The status of enrollment in sample schools is the same on the previous day and the day of visit. Against the enrollment 52% children are found attending the school on the day of visit. Usually the children present on the day do avail MDM barring around 02 per cent of the children, who avoid MDM for reasons i.e. health ground, social status, guardians' instruction etc.

03. Regularity in Supply of Food Grains to School

100 (90%) sample schools are being supplied with the food grains regularly, barring 11 (10%) cases wherein delay has been reported. The extent of delay is ranging from 05 to 10 days and caused by the departmental delay. One month's buffer stock is maintained in 96 (86%) schools visited, whereas the food grains are directly delivered to 96 (75%) sample schools as well.



Graph 1: Supply of Food Grains to School

04. Regularity in Delivering Cooking Cost to School

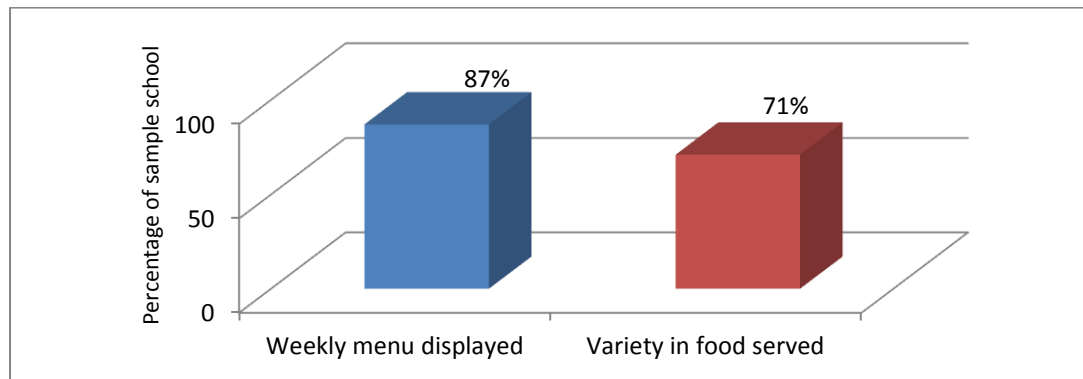
Altogether 99 (89%) schools are reported to have cooking cost in advance regularly against the irregularity in getting the same in 12 (11%) schools visited. Despite there is effort to provide it in advance, the problem arises due to departmental delay in next advance. In case of delay the schools/agencies make their own arrangement. Apart from the usual banking facility, E-transfer for allocation of funds has been introduced recently.

05. Social Equity

Children sit together but in a number of small groups to accommodate each one. No discrimination is observed in terms of gender, caste or community in cooking or serving or seating arrangements.

06. Variety of Menu

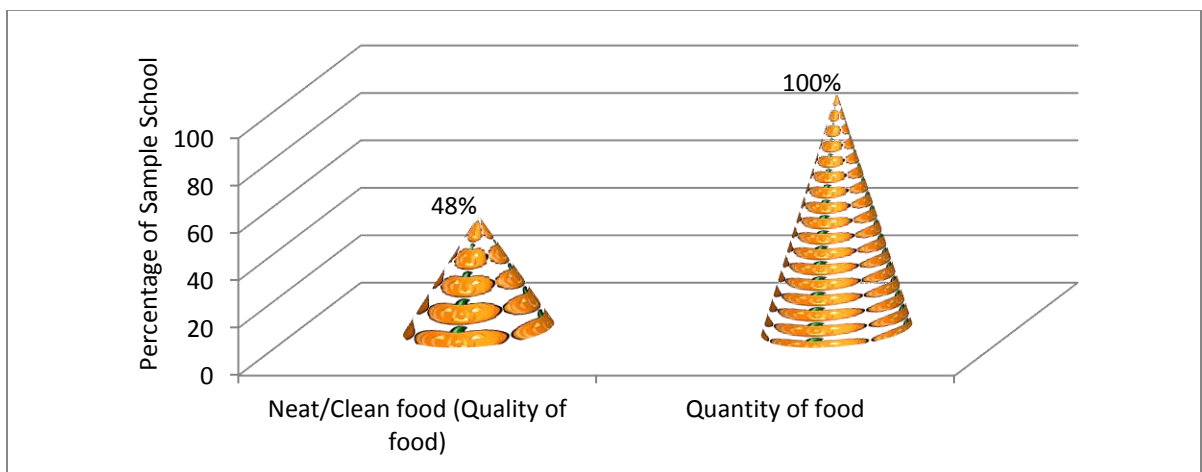
The weekly menu is a part of wall writing and quite noticeable in 97 (87%) sample schools, but often unable to adhere to the menu displayed. Menu is decided centrally and has been implemented statewide. Variety of food is served in 79 (71%) sample schools daily against 32 (29%) and it includes rice, pulses, vegetables and fruits/eggs once in a week.



Graph 2: Weekly Menu

07. Quality and Quantity of Meal

The food served is reported to be neat/clean and tasty in 53 (48%) sample schools. As per the children, the quantity of food served is sufficient in all the schools visited, whereas the quality is good in 58 (52%) against 53 (48%) sample schools. However, things can be always improved by special orientation on health and hygiene of cooks and the members of VEC/SMC.

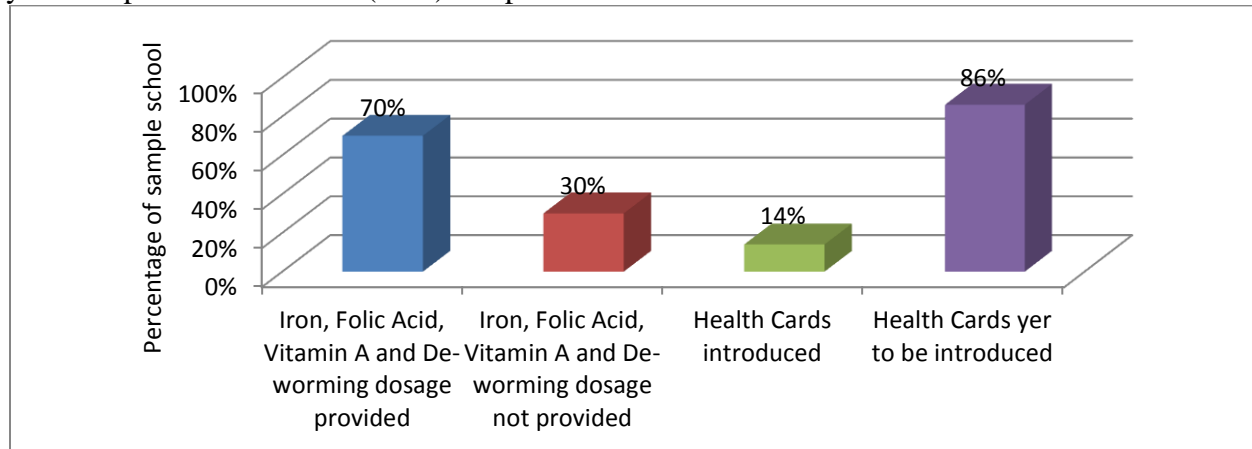


Graph 3: Quality and Quantity of Meal

08. School Health Programme

The Iron Folic Acid, Vitamin A and de-worming dosage has been provided in 78 (70%) schools covered. Nothing was provided in 33 (30%) sample schools monitored. The service is

administered by Govt. health department on monthly or quarterly basis. Health Card has been introduced in only 16 (14%) schools visited but cannot be taken as maintained. The health card is yet to be provided in the 95 (86%) sample schools.

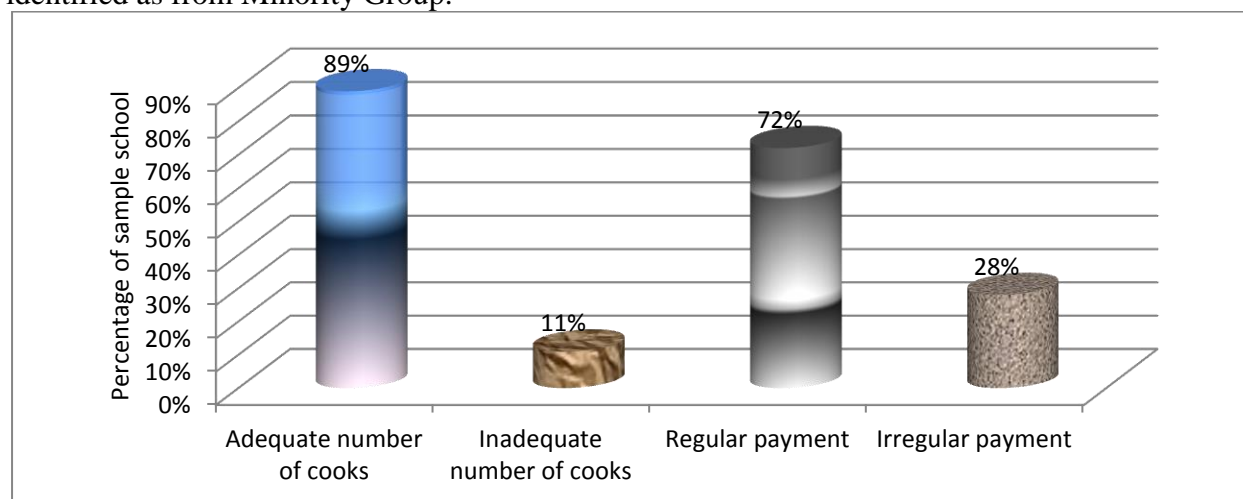


Graph 4: Food Supplement and Health Card

09. Status of Cooks

The cook-cum-helpers are engaged as per the Govt. norms. The appointed cooks are known as *Sanyojika* and *Sahayika* belonged to *Mata Samiti*. The cook-cum-helpers are appointed by the Govt. and not by the NGOs, SHG or contractor. So far, no sample school is covered by a centralized kitchen. Altogether 48 (43%) cooks and 63 (57%) helpers were identified rendering their services in the sample schools.

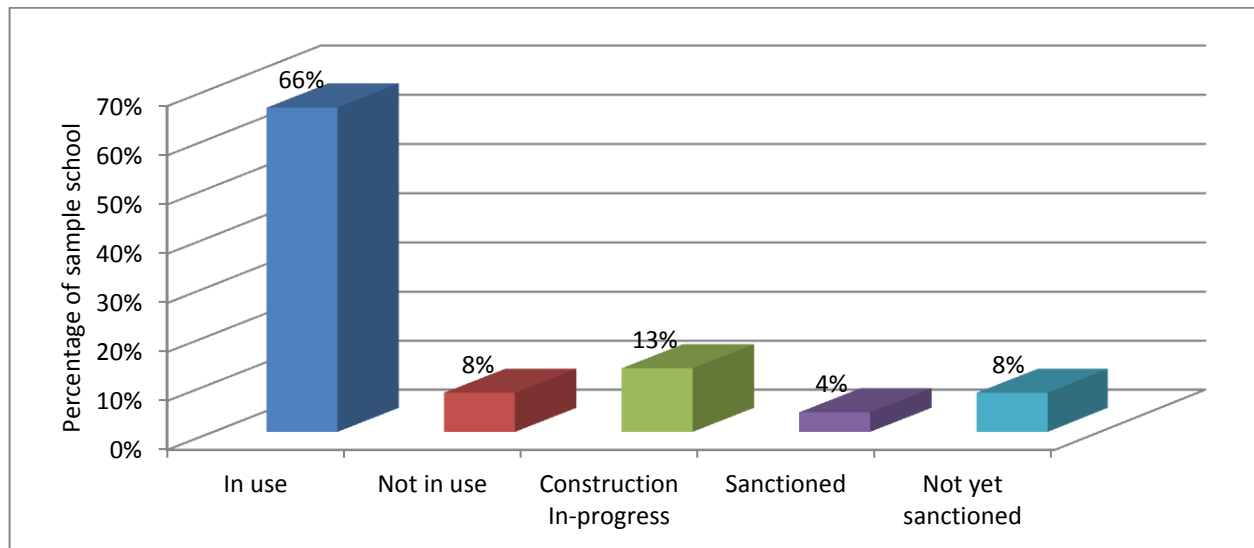
The number of cooks is sufficient in 99 (89%) schools visited. Rs. 1000/- per Sahayika is paid as remuneration in cash. Moreover, in 31 (28%) schools visited, it is not paid regularly. Social composition of cooks-cum-helpers is of mixed type, as they represent almost all the local social groups proportionately, i.e. 25 (15%) belonged to Scheduled Caste, 23 (14%) to Scheduled Tribe, 91 (54%) to Other Backward Community, 28 (17%) represented General and 01 was identified as from Minority Group.



Graph 5: Number of Cooks and their Payment

10. Infrastructure

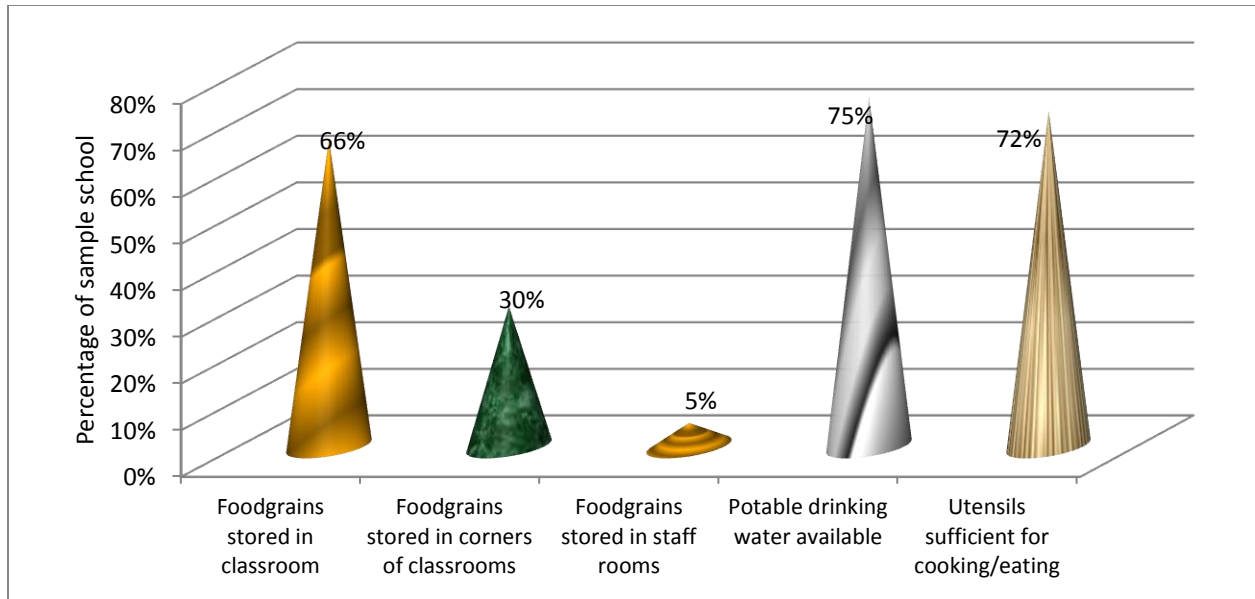
73 (66%) schools have constructed kitchen sheds cum stores and also in use, whereas 09 (8%) schools do have constructed kitchen sheds cum stores, but not in use. The construction is on progress in 14 (13%) sample schools. It is sanctioned but the construction is yet to be started in 05 (4%) schools. The rest 09 (8%) schools are yet to get it sanctioned.



Graph 6: Kitchen Sheds-cum-Store

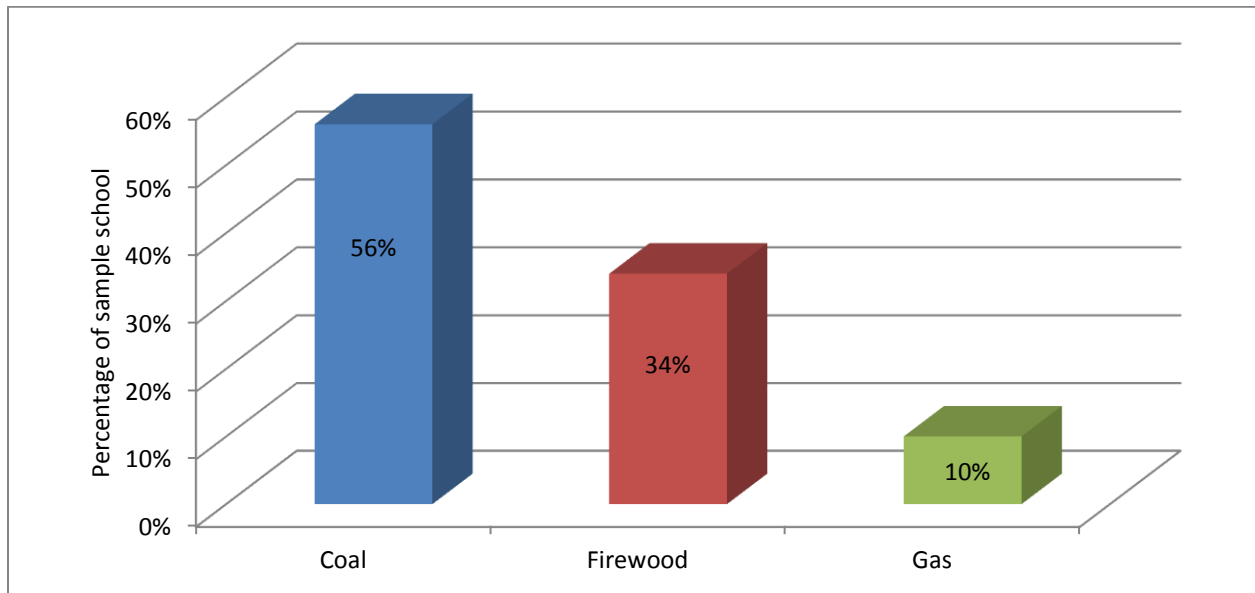
Of 29 (74%) schools, wherein the pucca kitchen is not available, provisional arrangement of kitchen shed is opted either in old school buildings, in store room, in veranda, in hut or open air as per the convenience. The same applies for 09 (8%) schools, wherein pucca kitchen is available, but not in use.

The food grains/other ingredients are stored in the store rooms in case of 73 (66%) schools, whereas the corners of the classrooms in 33 (30%) and the staff rooms are used as store room in 05 (5%) sample schools visited. For 83 (75%) sample schools, the potable drinking water is available against 28 (25%) schools. Similarly, 80 (72%) sample schools have sufficient utensils for cooking, serving and eating etc. against 31 (28%) schools with insufficient utensils.



Graph 7: Storage of Food-grains, Potable Drinking Water and Utensils

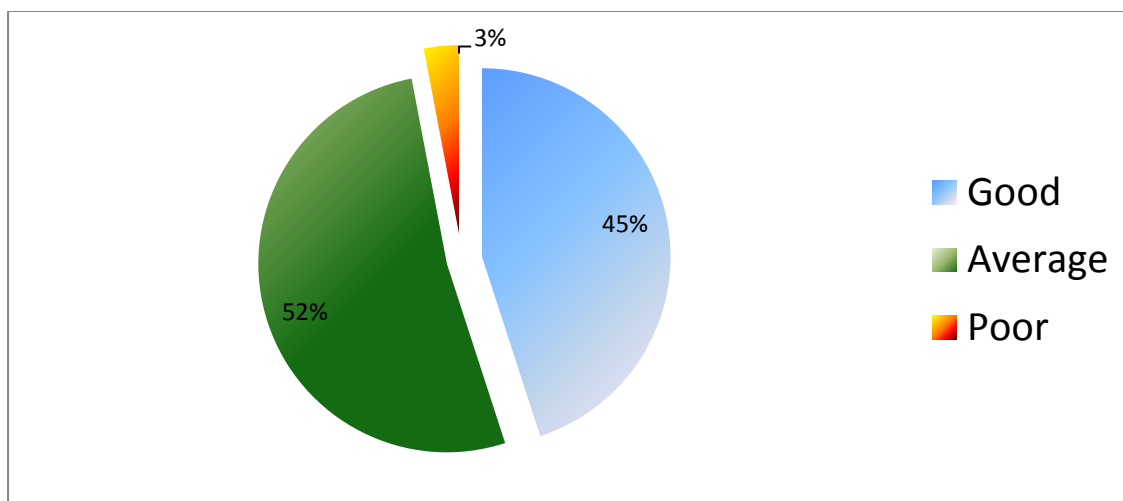
62 (56%) sample schools are using coal for cooking, followed by 38 (34%) schools using firewood, whereas gas is being used by 11 (10%) schools visited in the sample districts.



Graph 9: Fuel used for Cooking

11. Safety and Hygiene

The general impression regarding the environment, safety and hygiene is good in 50 (45%) schools, average in 58 (52%) schools, whereas it appeared poor in case of 03 (3%) schools visited in the sample districts.



Graph 10: Safety and Hygiene

In all the sample schools, the children are encouraged to wash their hands before and after eating. Similarly, the children do share meals in an orderly manner in all the schools visited. The water is conserved in 100% sample schools as well. The safety measures are taken care of while cooking and storing fuel by 100% sample schools monitored.

12. Community Participation

In 62 (56%) sample schools, monitoring and supervision is done by the community regularly. Community participation is purely casual in 44 (40%) and it is never done in 05 (5%) sample schools. So far, their participation level is individual and could be described as of outsiders or most commonly seen as indifferent. So far, none of the sample schools is verified as having received any contribution (cash/kind/labour) by the community.

13. Inspection and Supervision

The MDM has been inspected in 53 (48%) sample schools by the block level officers/officials. 36 (32%) schools were verified as inspected by block and district officials as well. 09 (8%) schools have been supervised by block, district and the authorities from the state too. However, the VEC/SMC members are there and do monitor, but purely on casual basis. No roaster system is there in practice. Apart from this, CRPs also monitor 03 schools per day. The monitoring is either carried out by visiting the site or by making a phone call to collect the updates.

14. Impact

In all the sample schools, Mid Day Meal Scheme has improved the enrollment and attendance, but appears as unable to sustain it. It has been felt that there is a positive impact on general health and hygiene in all the schools monitored.

15. Grievance Redressal Mechanism

GRM has been duly initiated and effective in the districts monitored; but hardly ever anybody appears as really aware of the provision and process. Even the Toll Free Number has not been written on the walls of the school premises.

KEY FINDINGS & GENERAL OBSERVATIONS:

The section deals with some of the key findings and general observations exclusively derived from the data collection and field verification related to each of the major issues of MDM, i.e. regularity, trend, food grains, cooking cost, social equity, menu, quality & quantity, nutritional supplement, cooks, infrastructure, safety & hygiene, community participation and impact etc.:

- MDM is being served in all the sample districts
- All the children attending schools usually avail MDM
- No discrimination has been observed during the Meal
- The weekly menu is adhered to with some adjustment
- Children appear to be happy/satisfied with the food served
- Children have been provided with some food supplements
- The number and social profile of cooks seems quite adequate
- Impact on education, nutrition and social aspects is being felt

IMPACT ON EDUCATION, NUTRITION AND SOCIAL ASPECTS:

- MDM has pushed up enrolment at the initial phase
- Participation of girls has increased
- Number of dropouts has been curtailed
- Support for families facing malnourishment & food insecurity
- Providing schooling opportunity for child labours
- Providing very basics of health & sanitation to the children
- Adding a familial atmosphere for grooming up the children
- Creating awareness for education in the community

AREAS OF CONCERN:

- No measures adopted to streamline the shortage or irregularity of supply
- No transportation cost provided for lifting of food grains
- No buffer stock of one month's requirement is maintained
- Current amount per child is not enough to match the menu
- Irregular payment of remuneration of cooks/helpers continues
- Kitchen and storage facility are either poor or not available
- Gas cylinder not provided to schools for cooking
- VEC/SMC chairmen not fulfilling their responsibilities
- Less time for academics as teachers are often busy arranging MDM
- The programme appears to have failed to retain the children
- Clashes of interests between teachers & VEC/SMC hampers the scheme

SUGGESTIONS:

- Teachers should be given responsibilities of MDM in rotation
- VEC/SMC Chairmen require sensitization to serve the society
- MDM requires sufficient space for cooking/eating and drinking facility
- Sensitization to Nutrition and regular supply of supplementary food
- Soap/detergent should be provided for washing hands/utensils
- Schools should be provided with sufficient & proper utensils
- Gas cylinder should be provided to schools for cooking on regular basis
- Cooks require some basic training on hygiene and sanitation
- Community participation should be initiated and intensified
- Commitment from all the stakeholders at all levels is crucial
- Whatever may be the extent/level of participation – it demands value addition

2.2 Executive Summary of all the 03 District Reports

1. Regularity in Supply of Hot Cooked Meal:

Items to be captured/Sample districts	D1 Chatra	D2 Koderma	D3 Giridih
i. Percentage of Schools serving hot cooked meal regularly.	100%	100%	100%
ii. If hot cooked meal is not served regularly, reasons thereof.	NA	NA	NA
iii. Is there any prescribed norm for consideration for irregularity in serving MDM	No meal for 3 consecutive days	No meal for 3 consecutive days	No meal for 3 consecutive days
iv. Quality and quantity of meal in the opinion of teachers, students or SMC members and any problems to children in serving MDM.	Good in 49% & Sufficient in 100% sample schools	Good in 45% & Sufficient in 100% sample schools	Good in 50% & Sufficient in 100% sample schools

2. Trends:

Items to be captured/Sample districts	D1 Chatra	D2 Koderma	D3 Giridih
i. Number of children enrolled in schools	9212	8240	8274
ii. Number of children availed MDM as per MDM register	7369	6674	6619
iii. Number of children availed MDM on the day of visit	4514	4285	4468
iv. Number of children availed MDM on the previous day of visit.	7369	6674	6619

3. Regularity in Supply of Food Grain:

Items to be captured/Sample districts	D1 Chatra	D2 Koderma	D3 Giridih
i Is school/implementing agency receiving food grain regularly? If there is delay in delivering food grains, the extent of delay and reasons for the same?	Delayed in 34 (92%) schools	Delayed in 33 (87%) schools	Delayed in 29 (81%) schools
	NA	NA	NA
ii. Is the quality of food grain FAO?	No	No	No
iii. Is buffer stock of one-month's requirement maintained?	Yes in 34 (92%) Schools	Yes in 34 (89%) Schools	Yes in 29 (81%) Schools
iv. Is the food grains delivered at the school?	Yes in 34 (92%) Schools	Yes in 33 (87%) Schools	Yes in 29 (81%) Schools

4. Regularity in Delivering Cooking Cost at the School Level:

Items to be captured/Sample districts	D1 Chatra	D2 Koderma	D3 Giridih
i. Number of schools /implementing agency receiving cooking cost in advance regularly?	34 (92%) PS/UPS	34 (89%) PS/UPS	31(86%) PS/UPS
ii. If there is delay in delivering cooking cost what is the extent of delay and reasons for it?	Procedural Delay up to 30-90 days	Procedural Delay up to 30-90 days	Procedural Delay up to 30-90 days
iii. In case of delay, how school/implementing agency manages to ensure that there is no disruption in the feeding programme?	Credit	Credit	Credit

iv. Is cooking cost paid by Cash or through banking channel?	Banking channel	Banking channel	Banking channel
--	-----------------	-----------------	-----------------

5. Social Equity:

Items to be captured/Sample districts	D1 Chatra	D2 Koderma	D3 Giridih
a) In the classroom: -			
i. Sitting arrangement for the children during serving of MDM.	Together and mixed	Together and mixed	Together and mixed
ii. Did you observe any gender or caste or community discrimination in cooking or serving or seating arrangements?	No	No	No

6. Menu:

Items to be captured/Sample districts	D1 Chatra	D2 Koderma	D3 Giridih
i. Number of schools where menu is displayed on the wall and noticeable.	35 (95%)	30 (79%)	32(89%)
ii. Who decides the menu?	SPO	SPO	SPO
iii. Does daily menu includes rice/wheat, pulses (dal) and vegetable	Yes except wheat. Fruits/Eggs are also provided once a week	Yes except wheat. Fruits/Eggs are also provided once a week	Yes except wheat. Fruits/Eggs are also provided once a week
iv. Number of schools where variety of foods is served daily	29 (78%)	27 (71%)	23 (64%)
v. Number of schools where same food is served daily	08 (22%)	11 (29%)	13 (36%)

7. School Health Programme:

Items to be captured/Sample districts	D1 Chatra	D2 Koderma	D3 Giridih
i. Number of schools where school Health Card maintained for each child?	04 schools have but not maintained. Yet to be provided in 24 schools	05 schools have but not maintained. Yet to be provided in 20 schools	07 schools have but not maintained. Yet to be provided in 18 schools
ii. Who administers these medicines and at what frequency where MDM register is in place and maintained	Administered by personnel from line department	Administered by personnel from line department	Administered by personnel from line department
iii. What is the frequency of health check-up?	Done rarely & casually	Done rarely & casually	Done rarely & casually
iv. Number of children given Vitamin A	No records provided	No records provided	No records provided
iv. Number of children given IFA Tablets	28 schools Details not provided	25 schools Details not provided	25 schools Details not provided
v. Number of children given de-worming tablets.	28 schools Details not provided	28 schools Details not provided	26 schools Details not provided

Items to be captured/Sample districts	D1 Chatra	D2 Koderma	D3 Giridih
i. Who administers these medicines?	Govt. Health Department.	Govt. Health Department.	Govt. Health Department.
vii. Number of schools where iodized salt is used	37 (100%)	38 (100%)	36 (100%)
iii. Number of schools where children wash their hand before and after eating	37 (100%)	38 (100%)	36 (100%)

8. Status of Cook cum Helpers:

Items to be captured/Sample districts	D1 Chatra	D2 Koderma	D3 Giridih
i. Number of school where cook cum helpers are engaged as per the norms of GOI or State Govt.	37 (100%)	38 (100%)	36 (100%)
ii. Who engages cook cum helpers in these schools	Govt.	Govt.	Govt.
iii. Number of schools served by centralized kitchen	Nil	Nil	Nil
iv. Number of schools where SHG is involved	Nil	Nil	Nil
v. What is remuneration paid to Cook cum helpers, mode of payment and intervals of payment?	Rs. 1000/-	Rs. 1000/-	Rs. 1000/-
vi. Social Composition of cooks cum helpers? (SC/ST/OBC/Minority/others)	As per local population	As per local population	As per local population

9. Infrastructure:

Items to be captured/Sample districts	D1 Chatra	D2 Koderma	D3 Giridih
i. Number of schools where pucca Kitchen cum Stores is available and in use.	31(84%)	29(76%)	17(47%)
ii. Number of schools where pucca kitchen cum store is not available	06(16%)	09(24%)	14(53%)

10. Safety & Hygiene:

Items to be captured/Sample districts	D1 Chatra	D2 Koderma	D3 Giridih
i. Are children encouraged to wash hands before and after eating?	Yes in 37 (100%)	Yes in 38 (100%)	Yes in 36 (100%)
ii. Are the children provided soap or any detergent for washing?	No in 37 (100%)	No in 38 (100%)	No in 36 (100%)

11. Community Participation:

Items to be captured/Sample districts	D1 Chatra	D2 Koderma	D3 Giridih
i. Familiarity level of the SMC members with their roles and responsibilities and eligibility and entitlement of children as notified by the State Government.	Satisfactory	Satisfactory	Satisfactory
ii. Number of schools where there is a roster of parents for daily monitoring and supervision of MDMS	Nil	Nil	Nil
iii. Number of members received training regarding MDMS and its monitoring	3-4 members	3-4 members	3-4 members
i. Frequency of SMCs meetings held and issues	As and when required	As and when required	As and when required

Items to be captured/Sample districts	D1 Chatra	D2 Koderma	D3 Giridih
related to MDMS discussed.			
ii. Frequency monitoring and cooking and serving MDMS by SMC members	As and when required	As and when required	As and when required
iii. Contribution made by the community for MDMS	None	None	None
vi. Extent of participation by SMC/PTA/MTA/PRI/Urban local bodies	Casual & occasional	Casual & occasional	Casual & occasional

12. Inspection & Supervision:

Items to be captured/Sample districts	D1 Chatra	D2 Koderma	D3 Giridih
i. How many district level steering cum monitoring committee meeting held in current financial year	12	12	12
ii. How many state level steering cum monitoring committee meeting held in the current financial year?	3-5	3-5	3-5

13. Grievance Redressal Mechanism:

Items to be captured/Sample districts	D1 Chatra	D2 Koderma	D3 Giridih
i. Whether the schools having any toll free number?	No in 37 (100%)	No in 38 (100%)	No in 36 (100%)
ii. Whether the schools having MDM Logo around the kitchen shed cum storeroom or dining space?	No in 37 (100%)	No in 38 (100%)	No in 36 (100%)

ANNEXURE

List of Schools with DISE code visited by MI: District Chatra

SN	Address	DISE Code	SN	Address	DISE Code
01	UMS Surhi Nagwan	0242502	21	UMS Paramatu	1005501
02	UMS Dewaria	0215201	22	UMS Kalyanpur	1005201
03	UMS Dewaria	0215201	23	UMS Tungun	1007001
04	UMS Unta	0214101	24	UMS Hutru	1005001
05	GMS Ara	0211701	25	UMS Lamta	1009601
06	GMS Gudri Bazaar	0242603	26	MS Lawalong	1005814
07	MS Chatra (G)	0242302	27	MS Hedum	1005101
08	MS Diwankhana	0231603	28	KGBV Lawalong	1005505
09	MS Diwankhana	0231603	29	AMS Bagra	0511207
10	BMC-MS Chatra (U)	0231003	30	AMS Bagra	0511207
11	BMC-MS Chatra (U)	0231003	31	UMS Pipradih	0511401
12	KGBV Chatra	0230907	32	UMS Pipradih	0511401
13	NPS Rakhed	1008201	33	UMS Pipradih	0511401
14	UPS Jamunbandh	1001704	34	UMS Dundua	0511101
15	UPS Bhurkurwa	1007004	35	UMS Dundua	0511101
16	UPS Bhurkurwa	1007004	36	GMS Dari	0515201
17	UMS Bandu	1005401	37	GMS Dari	0515201
18	UMS Konchi	1009101	38	MS Belgadda	0513501
19	UMS Madandih	1006401	39	MS Belgadda	0513501
20	UMS Ratnag	1007001	40	KGBV Simaria	0515104

Name, Designations & Address of Persons Contacted: District Chatra

SN	Name of Contact Person	Post	Address	Block	Contact No.
01	Md Mustafa	HM	UMS Surhi Nagwan	Sadar	94803-27700
02	Ms Era Rai	HM	UMS Dewaria	Sadar	94713-71896
03	Ms Era Rai	HM	UMS Dewaria	Sadar	94713-71896
04	Sushil Lakra	HM	UMS Unta	Sadar	95468-08871
05	Vinay Kumar Singh	HM	GMS Ara	Sadar	77398-79532
06	Shankar Pandey	HM	GMS Gudri Bazaar	Sadar	89695-16191
07	Ms Bineeti Prasad	HM	MS Chatra (G)	Sadar	95723-41018
08	Naresh Tiwari	HM	MS Diwankhana	Sadar	94711-07400
09	Naresh Tiwari	HM	MS Diwankhana	Sadar	94711-07400
10	Md. Jamaluddin	HM	BMC-MS Chatra (U)	Sadar	94307-47724
11	Md. Jamaluddin	HM	BMC-MS Chatra (U)	Sadar	94307-47724
12	Farhat Zabi	Wdn	KGBV Chatra	Sadar	93866-91886
13	Ms Babita Devi	HM	NPS Rakhed	Lawalong	98011-69383
14	Upendra Pd Keshri	HM	UPS Jamunbandh	Lawalong	98523-05961
15	Rajdeo Yadav	HM	UPS Bhurkurwa	Lawalong	88096-25621
16	Rajdeo Yadav	HM	UPS Bhurkurwa	Lawalong	88096-25621
17	Govind Bhuinya	HM	UMS Bandu	Lawalong	80831-63269
18	Santosh Pd Keshri	HM	UMS Konchi	Lawalong	77398-21215

19	Baijnath Thakur	HM	UMS Madandih	Lawalong	72778-23196
20	Manoj Kumar Chaubey	HM	UMS Ratnag	Lawalong	94301-93092
21	Dashrath Sao	HM	UMS Paramatu	Lawalong	99051-29303
22	Anil Kumar	HM	UMS Kalyanpur	Lawalong	99552-66614
23	Manoj Kumar Gupta	HM	UMS Tungun	Lawalong	88045-60125
24	Sumeshwar Sahu	HM	UMS Hutru	Lawalong	94701-58736
25	Shambhu Pd Ambasht	HM	UMS Lamta	Lawalong	77818-19310
26	Bhimlal Paswan	HM	MS Lawalong	Lawalong	99739-52471
27	Sumeshwar Sahu	HM	MS Hedum	Lawalong	94701-58736
28	Ms Tanu Sinha	Wdn	KGBV Lawalong	Lawalong	91625-15630
29	Shashi Bhushan Yadav	HM	AMS Bagra	Simaria	88049-03168
30	Shashi Bhushan Yadav	HM	AMS Bagra	Simaria	88049-03168
31	Tapeshwar Prasad	HM	UMS Pipradih	Simaria	99739-97477
32	Tapeshwar Prasad	HM	UMS Pipradih	Simaria	99739-97477
33	Tapeshwar Prasad	HM	UMS Pipradih	Simaria	99739-97477
34	Sitaram Mochi	HM	UMS Dundua	Simaria	99057-69146
35	Sitaram Mochi	HM	UMS Dundua	Simaria	99057-69146
36	Satyendra Narayan Singh	HM	GMS Dari	Simaria	99552-99365
37	Satyendra Narayan Singh	HM	GMS Dari	Simaria	99552-99365
38	Laxman Prasad	HM	MS Belgadda	Simaria	89866-75992
39	Laxman Prasad	HM	MS Belgadda	Simaria	89866-75992
40	Ms Renu Kumari	HM	KGBV Simaria	Simaria	93041-73446

List of Schools with DISE code visited by MI: District Koderma

SN	Address	DISE Code	SN	Address	DISE Code
01	PS Taratanr	0119402	21	UMS Santh	0311701
02	NPS Lalman Digthu	0108801	22	GMS Jainagar (G)	0307702
03	NPS Lalman Digthu	0108801	23	GMS Jainagar (G)	0307702
04	UPS Tilaiya Basti	0119306	24	UMS Nawada	0312702
05	UMS Hasnabad (U)	0118601	25	UMS Nawada	0312702
06	UMS Hasnabad (U)	0118601	26	MS Satdiha	0313401
07	UMS Hasnabad (U)	0118601	27	MS Jainagar	0307701
08	UMS Jhumri	0110301	28	KGBV Jainagar	0311702
09	UMS Pipradih	0120801	29	UPS Bandachak	0503901
10	UMS Pipradih	0120801	30	UPS Bandachak	0503901
11	MS Gumo	0120201	31	UPS Ghorwatanr	0505301
12	MS Gumo	0120201	32	UPS Ghorwatanr	0505301
13	MS Sita Sukhani (G)	0119401	33	UPS Nadipar	0502002
14	MS Sita Sukhani (G)	0119401	34	UMS Mahugain	0527501
15	KGBV Koderma	0118907	35	UMS Madangundi	0500201
16	NPS Sarmatanr	0313501	36	UMS Pipradih	-
17	NPS Sarmatanr	0313501	37	AMS Chandwara	0501101
18	UPS Naukadih	0318602	38	AMS Chandwara	0501101
19	UPS Naukadih	0318602	39	MS Digthu Gainda	0503601
20	NPS Santh (U)	0311703	40	RMS Urwan	0502001

Name, Designations & Address of Persons Contacted: District Koderma

SN	Name of Contact Person	Post	Address	Block	Contact No.
01	Koleshwar Thakur	HM	PS Taratanr	Sadar	94319-24538
02	Sahdeo Pd Yadav	HM	NPS Lalman Digthu	Sadar	82940-03430
03	Sahdeo Pd Yadav	HM	NPS Lalman Digthu	Sadar	82940-03430
04	Ms Veena Devi	HM	UPS Tilaiya Basti	Sadar	91990-50591
05	Md Mustapha Alam	HM	UMS Hasnabad (U)	Sadar	99345-76841
06	Md Mustapha Alam	HM	UMS Hasnabad (U)	Sadar	99345-76841
07	Md Mustapha Alam	HM	UMS Hasnabad (U)	Sadar	99345-76841
08	Ravikant Ravi	HM	UMS Jhumri	Sadar	99343-74178
09	Prakash Pandit	HM	UMS Pipradih	Sadar	96932-83810
10	Prakash Pandit	HM	UMS Pipradih	Sadar	96932-83810
11	Surendra Kumar	HM	MS Gumo	Sadar	89868-68598
12	Surendra Kumar	HM	MS Gumo	Sadar	89868-68598
13	Umashankar Prasad	HM	MS Sita Sukhani (G)	Sadar	91627-69056
14	Umashankar Prasad	HM	MS Sita Sukhani (G)	Sadar	91627-69056
15	Ms Pratiksha Minj	HM	KGBV Koderma	Sadar	99351-55905
16	Ms Renu Kumari	HM	NPS Sarmatanr	Jainagar	97983-63351
17	Ms Renu Kumari	HM	NPS Sarmatanr	Jainagar	97983-63351
18	Ms Kalika Kumari	HM	UPS Naukadih	Jainagar	99341-58164
19	Ms Kalika Kumari	HM	UPS Naukadih	Jainagar	99341-58164

20	Md Mumtaz Alam	HM	NPS Santh (U)	Jainagar	88099-21968
21	Churamani Ravidas	HM	UMS Santh	Jainagar	90061-61479
22	Gangadhar Yadav	HM	UMS Nawada	Jainagar	80841-71383
23	Gangadhar Yadav	HM	UMS Nawada	Jainagar	80841-71383
24	Brahmadeo Pandey	HM	GMS Jainagar (G)	Jainagar	98521-33466
25	Brahmadeo Pandey	HM	GMS Jainagar (G)	Jainagar	98521-33466
26	Ramchandra Yadav	HM	MS Satdiha	Jainagar	88092-17174
27	Jainarayan Singh	HM	MS Jainagar	Jainagar	94725-15816
28	Ms Usha Topno	Wdn	KGBV Jainagar	Jainagar	99053-17785
29	Sanjay Kumar Rajak	HM	UPS Bandachak	Chandwara	97983-90630
30	Sanjay Kumar Rajak	HM	UPS Bandachak	Chandwara	97983-90630
31	Kailash Yadav	HM	UPS Ghorwatanr	Chandwara	94705-77476
32	Kailash Yadav	HM	UPS Ghorwatanr	Chandwara	94705-77476
33	Md Muntazir	HM	UPS Nadipar	Chandwara	91991-71760
34	Sukhdeo Rana	HM	UMS Mahugain	Chandwara	98017-43555
35	Arup Kumar Mitra	HM	UMS Madangundi	Chandwara	94701-61277
36	Ganeshwar Rai	HM	UMS Pipradih	Chandwara	88095-95817
37	Ms Manju Kumari	HM	AMS Chandwara	Chandwara	95700-96036
38	Ms Manju Kumari	HM	AMS Chandwara	Chandwara	95700-96036
39	Ranbir Kumar	HM	MS Digthu Gainda	Chandwara	99311-06167
40	Bhagwat Chaudhry	HM	RMS Urwan	Chandwara	95761-06474

List of Schools with DISE code visited by MI: District Giridih

SN	Address	DISE Code	SN	Address	DISE Code
01	PS Darji Mohalla (U)	0910602	21	UMS Mahuar	0104301
02	UPS Parkowar	0939701	22	UMS Mahuar	0104301
03	PS Tirgirijsori	0911803	23	UMS Amjo	0107901
04	UPS Purni Jitpur	0917002	24	UMS Bhojdaha (U)	1013201
05	UMS Koimara	0905401	25	MS Dudhitanr	0104307
06	UMS Udnabad	0903701	26	MS Dudhitanr	0104307
07	UMS Harsingh Raidih	0090360	27	KGBV Bengabad	0103705
08	UMS Arakshi Kendra	0905908	28	UPS Khapaibera	1000103
09	UMS Jhalakdiha	0905201	29	UPS Khapaibera	1000103
10	UMS Ajidih	0904701	30	UPS Turitola	1000103
11	GMS Rani L'bai (G)	0905915	31	UPS Turitola	1013404
12	MGMS Pachamba	0909003	32	UMS Jainagar	1007401
13	KGBV Giridih	0104306	33	UMS Birangadda	1000101
14	UPS Barotanr	0106901	34	MS Chirki	1000101
15	PS Karnpura	0120501	35	KGBV Pirtanr	1014202
16	PS Karnpura	0120501	36	PS Pipradih	0404001
17	UPS Durgapur	0103701	37	UMS Chhachhando	0406201
18	PS Bengabad (G)	0111301	38	UMS Dumri	0406201
19	PS Phursodih	0103702	39	UMS Dumri	0406201
20	RBS Bengabad	0103702	40	KGBV Dumri	0427001

Name, Designations & Address of Persons Contacted: District Giridih

SN	Name of Contact Person	Post	Address	Block	Contact No.
01	Faizul Haque	HM	PS Darji Mohalla (U)	Sadar	094311-60283
02	Digamber Prasad Verma	HM	UPS Parkowar	Sadar	099316-96794
03	Deonarayan Pd Verma	HM	PS Tirgirijsori	Sadar	085212-29409
04	Md Mumchun Ansari	HM	UPS Purni Jitpur	Sadar	099554-15058
05	Manager Prasad Singh	HM	UMS Koimara	Sadar	094319-78548
06	Devendra Pandey	HM	UMS Udnabad	Sadar	094701-13044
07	Jitendra Kumar	HM	UMS Harsingh Raidih	Sadar	094701-47796
08	Phanindra Kumar	HM	UMS Arakshi Kendra	Sadar	094319-20284
09	Ms Sabina Hansda	HM	UMS Jhalakdiha	Sadar	083927-05447
10	Purnanand Tiwari	HM	UMS Ajidih	Sadar	094319-96601
11	Hiralal Verma	HM	GMS Rani L'bai (G)	Sadar	094301-22136
12	Praveen Kumar Sinha	HM	MGMS Pachamba	Sadar	096931-05595
13	Ms Mira Rajak	Wdn	KGBV Giridih	Sadar	094301-74141
14	Anju Devi	HM	UPS Barotanr	Bengabad	080510-02082
15	Bhekhilal Chaudhry	HM	PS Karnpura	Bengabad	091992-49012
16	Bhekhilal Chaudhry	HM	PS Karnpura	Bengabad	091992-49012
17	Shakun Singh	HM	UPS Durgapur	Bengabad	099554-45052
18	Ms Kaikeyee Devi	HM	PS Bengabad (G)	Bengabad	099347-20710
19	Chowa Rajak	HM	PS Phursodih	Bengabad	099551-15034
20	Sunil Kumar Gupta	HM	RBS Bengabad	Bengabad	099311-86142

21	Ramanand Singh	HM	UMS Mahuar	Bengabad	088092-83695
22	Ramanand Singh	HM	UMS Mahuar	Bengabad	088092-83695
23	Pranay Kumar Mishra	HM	UMS Amjo	Bengabad	098355-72206
24	Md Suleman	HM	UMS Bhojdaha	Bengabad	099310-18378
25	Deokesh Ghosh	HM	MS Dudhitanr	Bengabad	094301-20502
26	Deokesh Ghosh	HM	MS Dudhitanr	Bengabad	094301-20502
27	Ms Sunita Singh	Wdn	KGBV Bengabad	Bengabad	097982-02002
28	Ms Teresa Topno	HM	UPS Khapaibera	Pirtanr	096085-72527
29	Ms Teresa Topno	HM	UPS Khapaibera	Pirtanr	096085-72527
30	Hiralal Prasad	HM	UPS Turitola	Pirtanr	097981-89122
31	Hiralal Prasad	HM	UPS Turitola	Pirtanr	097981-89122
32	Puran Manjhi	HM	UMS Jainagar	Pirtanr	099737-20648
33	Manoj Kumar Agrawal	HM	UMS Birangadda	Pirtanr	094319-73235
34	Sachhidanand Prasad	HM	MS Chirki	Pirtanr	093041-03700
35	Ms Aman Jahan	Wdn	KGBV Pirtanr	Pirtanr	093083-76573
36	Chandra Kishore Dayal	HM	PS Pipradih	Dumri	091225-09995
37	Arjun Kumar Singh	HM	UMS Chhachhando	Dumri	077396-00466
38	Ms Meena Devi	HM	UMS Dumri	Dumri	099397-37489
39	Ms Meena Devi	HM	UMS Dumri	Dumri	099397-37489
40	Ms Taipai Dey	Wdn	KGBV Dumri	Dumri	082358-03340

3. District Level Half Yearly Monitoring Report – Chatra

MHRD/NSG needs district wise information/observation as per the TOR 2013-2015 using this format for each district separately, for the districts monitored by the Monitoring Institution both for SSA and MDM tasks. Please provide district wise detailed report as per the TOR 2013-15.

3.1	Name of the District			Chatra	
3.2	Date/Month of visit to the District			February & March 2014	
3.3	Number of elementary schools (PS/UPS) Centers covered/ monitored			PS - 04 UPS – 33 + 03	
1.	<u>REGULARITY IN SERVING MEAL:</u> Whether the school is serving hot cooked meal daily? If there was interruption, what was the extent and reasons for the same?			Students, Teachers & Parents	
	<ul style="list-style-type: none"> Hot and cooked meal is served in 37 (100%) sample schools. 				
2.	<u>TRENDS:</u> Extent of variation (As per school records vis-à-vis actual on the day of visit)			School level registers, MDM Registers Head Teachers, Schools level MDM functionaries / Observation of the monitoring team.	
	No.	Details	The day previous to date of visit		On the day of visit
	i.	Enrollment	9212		9212
	ii.	No. of children attending the school	7369		4514
	iii.	No. of children availing MDM as per MDM Register	7369		4514
	iv.	No. of children actually availing MDM	7369		4379
<ul style="list-style-type: none"> On the day of visit, the attendance against the enrollment is recorded as 49 per cent and almost 97 per cent students actually had MDM. 					
3.	<u>REGULARITY IN DELIVERING FOOD GRAINS TO SCHOOL LEVEL:</u> (i) Is school receiving food grain regularly? If there is delay in delivering food grains, what is the extent of delay and reasons for the same?			School level registers, MDM Registers, Head Teacher, School level MDM functionaries.	
	<ul style="list-style-type: none"> 35 (95%) sample schools are getting food grains regularly against 10 (27%) facing some delay. 				
	(ii) Is buffer stock of one-month's requirement is maintained?			School level registers, MDM Registers, Head Teacher, School level MDM functionaries	
	<ul style="list-style-type: none"> 34 (92%) schools do maintain the buffer stock as per requirement, barring 03 (8%) schools which are found not maintaining the monthly buffer stock. 				

	(iii) Is the food grains delivered at the school?	School level registers, MDM Registers, Head Teacher, School level MDM functionaries
	<ul style="list-style-type: none"> 34 (92%) sample schools are being provided the food grains directly, barring 03 (8%) schools where the food grains are collected from the schools nearby. 	
4.	<u>REGULARITY IN DELIVERING COOKING COST TO SCHOOL LEVEL:</u> (i) Is school receiving cooking cost in advance regularly? If there is delay in delivering cooking costs, what is the extent of delay and reasons for it?	School level registers, MDM Registers, Head Teacher, School level MDM functionaries.
	<ul style="list-style-type: none"> 34 (92%) sample schools are receiving the cooking cost in advance regularly, whereas 03 (8%) schools are not getting the cooking cost in advance. 	
	(ii) In case of delay, how schools manage to ensure that there is no disruption in the feeding programme?	School level registers, MDM Registers, Head Teacher, School level MDM functionaries.
	<ul style="list-style-type: none"> In case of delay, interim arrangement is done by seeking the help of schools nearby or VECs/SMCs arrange of their own. 	
	(iii) Is cooking cost paid by Cash or through banking channel?	School level registers, MDM Registers, Head Teacher, School level MDM functionaries.
	<ul style="list-style-type: none"> The cooking cost is paid through banks in all the sample schools. 	
5.	<u>SOCIAL EQUITY:</u> Did you observe any gender or caste or community discrimination in cooking or serving or seating arrangements?	Observations
	<ul style="list-style-type: none"> No gender, caste or community discrimination was observed in cooking, serving or seating arrangements in the sample schools. 	
6.	<u>VARIETY OF MENU:</u> (i) Has the school displayed its weekly menu, and is it able to adhere to the menu displayed?	Observations and discussion with children teachers, parents, VEC/SMC members, Gram Panchayat members and cooks.
	<ul style="list-style-type: none"> 35 (95%) sample schools have displayed the weekly menu and try their best to adhere to, whereas the menu was not displayed in 02 (5%) sample schools. 	
	(ii) Is there variety in the food served or is the same food served daily?	Observations and discussion with children teachers, parents, VEC/SMC members, Gram Panchayat members and cooks.
	<ul style="list-style-type: none"> Variety in the food served was found in 29 (78%) schools barring the rest 08 (22%) of the sample schools. 	
	(iii) Does the daily menu include rice / wheat preparation, dal and vegetables?	Observations and discussion with children teachers, parents, VEC/SMC members, Gram Panchayat members and cooks.

	<ul style="list-style-type: none"> In all the sample schools, rice, dal and vegetables are essentially included in the daily menu. However, wheat (Roti) is not served as a regular part of the daily menu. 	
7.	<u>QUALITY & QUANTITY OF MEAL:</u> Feedback from children on	Observations of Investigation during MDM service
	a) Quality of meal:	
	<ul style="list-style-type: none"> The meal served is found to be neat/clean and tasty in 19 (51%) and not so clean and tasty in 18 (49%) sample schools. 	
	b) Quantity of meal:	Observations of Investigation during MDM service
	<ul style="list-style-type: none"> The quantity of the meal served is reported to be sufficient in all 37 (100%) sample schools. 	
	c) If children were not happy Please give reasons and suggestions to improve.	Observations of Investigation during MDM service
	<ul style="list-style-type: none"> In 37 (100%) sample schools, the children are happy in terms of quality and quantity of the meal. 	
8.	<u>SUPPLEMENTARY:</u> (i) Whether children are given micronutrients (Iron, folic acid, vitamin – A dosage) and de-worming medicine periodically?	Teachers, Students, School Record
	<ul style="list-style-type: none"> In 28 (76%) sample schools, the Iron Folic, Vitamin A and de-worming dosage have distributed, whereas nothing was provided in 09 (24%) sample school. 	
	(ii) Who administers these medicines and at what frequency?	Teachers, Students, School Record
	<ul style="list-style-type: none"> The service is administered by Govt. health department monthly or quarterly. 	
	(iii) Is there school Health Card maintained for each child?	Teachers, Students, School Record
	<ul style="list-style-type: none"> Health Card is not provided in 33 (89%) sample schools, whereas it is there in 04 (11%) schools, but not in practice. 	
9.	<u>STATUS OF COOKS:</u> (i) Who cooks and serves the meal? (Cook/helper appointed by the Department or Self Help Group, or NGO or Contractor)	Observations and discussion with children teachers, parents, VEC/SMC members, Gram Panchayat members and cooks.
	<ul style="list-style-type: none"> In all the sample schools, the meals are cooked and served by appointed cooks usually known as Sanyojika (Convener) and Sahayika (Helper). 	
	(ii) Is the number of cooks and helpers adequate to meet the requirement of the school?	Observations and discussion with children teachers, parents, VEC/SMC members, Gram Panchayat members and cooks.
	<ul style="list-style-type: none"> In 33 (89%) sample schools the number of cooks/helpers is insufficient, whereas in 04 (11%) sample schools, the number is sufficient to meet the requirement. 	
	(iii) What is remuneration paid to cooks/helpers?	Observations and discussion with children teachers, parents, VEC/SMC members, Gram Panchayat members and cooks.

	<ul style="list-style-type: none"> The helpers (Sahayika) are paid Rs. 1000/- as remuneration in the sample schools per month whereas, no remuneration is paid to the conveners, the Sanyojika. 	
	(iv) Are the remuneration paid to cooks/helpers regularly?	Observations and discussion with children teachers, parents, VEC/SMC members, Gram Panchayat members and cooks.
	<ul style="list-style-type: none"> In 26 (70%) the payment of remuneration is made regularly, however, it is paid irregularly in other 11 (30%) sample schools. 	
	(v) Social Composition of cooks /helpers? (SC/ST/OBC/Minority)	Observations and discussion with children teachers, parents, VEC/SMC members, Gram Panchayat members and cooks.
	<ul style="list-style-type: none"> Out of 76 Cooks/helpers in the sample schools, 47 (62%) belonged to Other Backward Community, followed by 25 (36%) from Scheduled Caste and the rest 04 (5%) cooks/helpers belonged to Scheduled Tribe. 	
10.	<p><u>INFRASTRUCTURE:</u></p> <p>Is a pucca kitchen shed-cum-store:</p> <ol style="list-style-type: none"> Constructed and in use Constructed but not in use Under construction Sanctioned, but constructed not started Not sanctioned Any other (specify) 	School records, discussion with head teacher, teacher, VEC/SMC, Gram Panchayat members.
	<p>Information is to be given for point (a) , (b), (c) , (d) and (e)</p> <ul style="list-style-type: none"> 30 (81%) schools have constructed kitchen shed cum store in use. In 01 (3%) schools it is constructed but not in use. In 02 (5%) of the schools sampled, the construction is on progress. It is sanctioned but construction is yet to be started in other 03 (8%) schools. In case of 01 (3%) school it is not yet sanctioned. 	
11.	In case the pucca kitchen shed is not available, where is the food being cooked and where are the food grains/other ingredients being stored?	Discussion with head teacher, teacher, VEC/SMC, Gram Panchayat members, Observation
	<ul style="list-style-type: none"> In 06 (16%) schools where the pucca kitchen is not available, provisional arrangement of kitchen shed is done either in classrooms, in veranda, in hut or in open air as per the convenience. The same applies for 01 (3%) school wherein pucca kitchen is available but not in use. The food grains/other ingredients are stored in the store rooms in 30 (81%), whereas the corners of the classrooms are used for the purpose in 07 (19%) sample schools. 	
12.	Whether potable water is available for cooking and drinking purpose?	-do-
	<ul style="list-style-type: none"> In 34 (92%) sample schools potable water is available and in 03 (8%) schools visited potable water is not available for cooking and drinking. 	
13.	Whether utensils used for cooking food are adequate?	Teachers/Organizer of MDM Programme

	<ul style="list-style-type: none"> Similarly, 32 (86%) sample schools have sufficient utensils and in other 05 (14%) schools the utensils are insufficient for cooking/eating etc. 	
14.	What is the kind of fuel used? (Gas based/firewood etc.)	Observation
	<ul style="list-style-type: none"> 32 (86%) sample schools are using firewood followed by 05 (14%) schools, wherein, the coal is being used for cooking. 	
15.	<u>SAFETY & HYGIENE:</u>	Observation
	i. General Impression of the environment, Safety and hygiene:	
	<ul style="list-style-type: none"> The general impression of the environment, safety and hygiene in 20 (54%) schools is found to be good, whereas average in 17 (46%) schools. 	
	ii. Are children encouraged to wash hands before and after eating?	Observation
	<ul style="list-style-type: none"> In all the 37 sample schools, the children are encouraged to wash their hands before and after eating. 	
	iii. Do the children take meals in an orderly manner?	Observation
	<ul style="list-style-type: none"> In all the 37 sample schools the children do take meals in an orderly manner. 	
	iv. Conservation of water?	Observation
	<ul style="list-style-type: none"> In 37 (100%) sample schools water is conserved. 	
	v. Is the cooking process and storage of fuel safe, not posing any fire hazard?	Observation
	<ul style="list-style-type: none"> Likewise, in 37 (100%) sample schools, safety measures are being taken care of while cooking and storing fuel. 	
16.	<u>COMMUNITY PARTICIPATION:</u> Extent of participation by Parents/VEC/SMC/Panchayats/Urban bodies in daily supervision, monitoring and participation	Discussion with head teacher, teacher, VEC/SMC, Gram Panchayat members
	<ul style="list-style-type: none"> In case of 10 (27%) sample schools, monitoring and supervision is done quite regularly, whereas, in 27 (73%) schools, community participation in terms of monitoring and supervision is casual. So far, none of the sample schools is reported to have received any contribution (cash/kind/labour) by the community. 	
17.	<u>INSPECTION & SUPERVISION:</u> Has the mid day meal programme been inspected by any state/district/block level officers/officials?	School records, discussion with head teacher, teachers, VEC/SMC, Gram Panchayat members
	<ul style="list-style-type: none"> As reported, the monitoring and supervision is done in 23 (62%) sample schools by Block level officers/officials. In case of 09 (24%) schools it is monitored by block and district level officers. In 03 (3%) schools, the supervision was done by the officials from block, district and by the authorities from the state as well. Apart from this, CRPs also monitor 03 schools per day. The monitoring is either carried out by visiting the site or by making a phone call to collect the updates. 	

18.	<p><u>IMPACT:</u> Has the mid day meal improved the enrollment, attendance of children in school, general well being (nutritional status) of children? Is there any other incidental benefit due to serving cooked meal in schools?</p> <ul style="list-style-type: none"> In all the 37 sample schools, Mid Day Meal Scheme has improved the enrollment and attendance. It has been felt that there is a positive impact on general health/hygiene as well. 	School records, discussion with head teacher, teachers, students, VEC/SMC, Gram Panchayat members.
19.	<p><u>GRIEVANCE REDRESSAL MECHANISM:</u> i. Is any Grievance Redressal Mechanism in the district for MDMs?</p> <ul style="list-style-type: none"> Yes, there is a Grievance Redressal Mechanism duly initiated /effective in the district, but nobody is aware of. <p>ii. Whether the district, block, school having any Toll Free Number?</p> <ul style="list-style-type: none"> Yes, but it was not written anywhere on the wall in the school premises. 	School records, discussion with head teacher, teachers, students, VEC/SMC, Gram Panchayat members.

ANNEXURE

List of Schools with DISE code visited by MI: District Chatra

SN	Address	DISE Code	SN	Address	DISE Code
01	UMS Surhi Nagwan	0242502	21	UMS Paramatu	1005501
02	UMS Dewaria	0215201	22	UMS Kalyanpur	1005201
03	UMS Dewaria	0215201	23	UMS Tungun	1007001
04	UMS Unta	0214101	24	UMS Hutru	1005001
05	GMS Ara	0211701	25	UMS Lamta	1009601
06	GMS Gudri Bazaar	0242603	26	MS Lawalong	1005814
07	MS Chatra (G)	0242302	27	MS Hedum	1005101
08	MS Diwankhana	0231603	28	KGBV Lawalong	1005505
09	MS Diwankhana	0231603	29	AMS Bagra	0511207
10	BMC-MS Chatra (U)	0231003	30	AMS Bagra	0511207
11	BMC-MS Chatra (U)	0231003	31	UMS Pipradih	0511401
12	KGBV Chatra	0230907	32	UMS Pipradih	0511401
13	NPS Rakhed	1008201	33	UMS Pipradih	0511401
14	UPS Jamunbandh	1001704	34	UMS Dundua	0511101
15	UPS Bhurkurwa	1007004	35	UMS Dundua	0511101
16	UPS Bhurkurwa	1007004	36	GMS Dari	0515201
17	UMS Bandu	1005401	37	GMS Dari	0515201
18	UMS Konchi	1009101	38	MS Belgadda	0513501
19	UMS Madandih	1006401	39	MS Belgadda	0513501
20	UMS Ratnag	1007001	40	KGBV Simaria	0515104

Name, Designations & Address of Persons Contacted: District Chatra

SN	Name of Contact Person	Post	Address	Block	Contact No.
01	Md Mustafa	HM	UMS Surhi Nagwan	Sadar	94803-27700
02	Ms Era Rai	HM	UMS Dewaria	Sadar	94713-71896
03	Ms Era Rai	HM	UMS Dewaria	Sadar	94713-71896
04	Sushil Lakra	HM	UMS Unta	Sadar	95468-08871
05	Vinay Kumar Singh	HM	GMS Ara	Sadar	77398-79532
06	Shankar Pandey	HM	GMS Gudri Bazaar	Sadar	89695-16191
07	Ms Bineeti Prasad	HM	MS Chatra (G)	Sadar	95723-41018
08	Naresh Tiwari	HM	MS Diwankhana	Sadar	94711-07400
09	Naresh Tiwari	HM	MS Diwankhana	Sadar	94711-07400
10	Md. Jamaluddin	HM	BMC-MS Chatra (U)	Sadar	94307-47724
11	Md. Jamaluddin	HM	BMC-MS Chatra (U)	Sadar	94307-47724
12	Farhat Zabi	Wdn	KGBV Chatra	Sadar	93866-91886
13	Ms Babita Devi	HM	NPS Rakhed	Lawalong	98011-69383
14	Upendra Pd Keshri	HM	UPS Jamunbandh	Lawalong	98523-05961
15	Rajdeo Yadav	HM	UPS Bhurkurwa	Lawalong	88096-25621
16	Rajdeo Yadav	HM	UPS Bhurkurwa	Lawalong	88096-25621
17	Govind Bhuinya	HM	UMS Bandu	Lawalong	80831-63269
18	Santosh Pd Keshri	HM	UMS Konchi	Lawalong	77398-21215

19	Baijnath Thakur	HM	UMS Madandih	Lawalong	72778-23196
20	Manoj Kumar Chaubey	HM	UMS Ratnag	Lawalong	94301-93092
21	Dashrath Sao	HM	UMS Paramatu	Lawalong	99051-29303
22	Anil Kumar	HM	UMS Kalyanpur	Lawalong	99552-66614
23	Manoj Kumar Gupta	HM	UMS Tungun	Lawalong	88045-60125
24	Sumeshwar Sahu	HM	UMS Hutru	Lawalong	94701-58736
25	Shambhu Pd Ambasht	HM	UMS Lamta	Lawalong	77818-19310
26	Bhimlal Paswan	HM	MS Lawalong	Lawalong	99739-52471
27	Sumeshwar Sahu	HM	MS Hedum	Lawalong	94701-58736
28	Ms Tanu Sinha	Wdn	KGBV Lawalong	Lawalong	91625-15630
29	Shashi Bhushan Yadav	HM	AMS Bagra	Simaria	88049-03168
30	Shashi Bhushan Yadav	HM	AMS Bagra	Simaria	88049-03168
31	Tapeshwar Prasad	HM	UMS Pipradih	Simaria	99739-97477
32	Tapeshwar Prasad	HM	UMS Pipradih	Simaria	99739-97477
33	Tapeshwar Prasad	HM	UMS Pipradih	Simaria	99739-97477
34	Sitaram Mochi	HM	UMS Dundua	Simaria	99057-69146
35	Sitaram Mochi	HM	UMS Dundua	Simaria	99057-69146
36	Satyendra Narayan Singh	HM	GMS Dari	Simaria	99552-99365
37	Satyendra Narayan Singh	HM	GMS Dari	Simaria	99552-99365
38	Laxman Prasad	HM	MS Belgadda	Simaria	89866-75992
39	Laxman Prasad	HM	MS Belgadda	Simaria	89866-75992
40	Ms Renu Kumari	HM	KGBV Simaria	Simaria	93041-73446

3. District Level Half Yearly Monitoring Report – Koderma

MHRD/NSG needs district wise information/observation as per the TOR 2013-2015 using this format for each district separately, for the districts monitored by the Monitoring Institution both for SSA and MDM tasks. Please provide district wise detailed report as per the TOR 2013-15.

3.1	Name of the District			Koderma	
3.2	Date/Month of visit to the District			February & March 2014	
3.3	Number of elementary schools (PS/UPS) Centers covered/ monitored			PS – 08 UPS – 30 + 02	
1.	<u>REGULARITY IN SERVING MEAL:</u> Whether the school is serving hot cooked meal daily? If there was interruption, what was the extent and reasons for the same?			Students, Teachers & Parents	
	<ul style="list-style-type: none"> Hot and cooked meal is served in 38 (100%) sample schools. 				
2.	<u>TRENDS:</u> Extent of variation (As per school records vis-à-vis actual on the day of visit)			School level registers, MDM Registers Head Teachers, Schools level MDM functionaries / Observation of the monitoring team.	
	No.	Details	The day previous to date of visit		On the day of visit
	i.	Enrollment	8240		8240
	ii.	No. of children attending the school	6674		4285
	iii.	No. of children availing MDM as per MDM Register	6674		4285
	iv.	No. of children actually availing MDM	6674		4199
	<ul style="list-style-type: none"> On the day of visit, the attendance against the enrollment is recorded as 52 per cent and almost 98 per cent students actually had MDM. 				
3.	<u>REGULARITY IN DELIVERING FOOD GRAINS TO SCHOOL LEVEL:</u> (i) Is school receiving food grain regularly? If there is delay in delivering food grains, what is the extent of delay and reasons for the same?			School level registers, MDM Registers, Head Teacher, School level MDM functionaries.	
	<ul style="list-style-type: none"> Only 34 (89%) sample schools are getting food grains regularly against 04 (11%) schools facing some delay. 				
	(ii) Is buffer stock of one-month's requirement is maintained?			School level registers, MDM Registers, Head Teacher, School level MDM functionaries	
	<ul style="list-style-type: none"> 35 (89%) schools do maintain the buffer stock as per requirement, barring 05 (11%) schools wherein the monthly buffer stock is not being maintained. 				

	(iii) Is the food grains delivered at the school?	School level registers, MDM Registers, Head Teacher, School level MDM functionaries
	<ul style="list-style-type: none"> 33 (89%) sample schools are being provided the food grains directly, barring 05 (11%) schools where the food grains are collected from the schools nearby. 	
4.	<u>REGULARITY IN DELIVERING COOKING COST TO SCHOOL LEVEL:</u> (i) Is school receiving cooking cost in advance regularly? If there is delay in delivering cooking costs, what is the extent of delay and reasons for it?	School level registers, MDM Registers, Head Teacher, School level MDM functionaries.
	<ul style="list-style-type: none"> 34 (89%) sample schools are receiving the cooking cost in advance regularly, whereas 04 (11%) schools are not getting the cooking cost in advance. 	
	(ii) In case of delay, how schools manage to ensure that there is no disruption in the feeding programme?	School level registers, MDM Registers, Head Teacher, School level MDM functionaries.
	<ul style="list-style-type: none"> In case of delay, interim arrangement is done by seeking the help of schools nearby or VECs/SMCs arrange of their own. 	
	(iii) Is cooking cost paid by Cash or through banking channel?	School level registers, MDM Registers, Head Teacher, School level MDM functionaries.
	<ul style="list-style-type: none"> The cooking cost is paid through banks in all the sample schools. 	
5.	<u>SOCIAL EQUITY:</u> Did you observe any gender or caste or community discrimination in cooking or serving or seating arrangements?	Observations
	<ul style="list-style-type: none"> No gender, caste or community discrimination was observed in cooking, serving or seating arrangements in the sample schools. 	
6.	<u>VARIETY OF MENU:</u> (i) Has the school displayed its weekly menu, and is it able to adhere to the menu displayed?	Observations and discussion with children teachers, parents, VEC/SMC members, Gram Panchayat members and cooks.
	<ul style="list-style-type: none"> 30 (79%) sample schools have displayed the weekly menu and try their best to adhere to, whereas the menu was not displayed in 08 (21%) sample schools. 	
	(ii) Is there variety in the food served or is the same food served daily?	Observations and discussion with children teachers, parents, VEC/SMC members, Gram Panchayat members and cooks.
	<ul style="list-style-type: none"> Variety in the food served was reported in 27 (71%) schools against 11 (29%) sample schools were identified as serving same food. 	
	(iii) Does the daily menu include rice / wheat preparation, dal and vegetables?	Observations and discussion with children teachers, parents, VEC/SMC members, Gram Panchayat members and cooks.

	<ul style="list-style-type: none"> In all the sample schools, rice, dal and vegetables are essentially included in the daily menu. However, wheat (Roti) is not served as a regular part of the daily menu. 	
7.	<u>QUALITY & QUANTITY OF MEAL:</u> Feedback from children on	Observations of Investigation during MDM service
	a) Quality of meal:	
	<ul style="list-style-type: none"> The meal served is found to be neat/clean and tasty in 21 (55%) and not so clean and tasty in 17 (45%) sample schools. 	
	b) Quantity of meal:	Observations of Investigation during MDM service
	<ul style="list-style-type: none"> The quantity of the meal served is reported to be sufficient in all 38 (100%) sample schools. 	
c)	If children were not happy Please give reasons and suggestions to improve.	Observations of Investigation during MDM service
	<ul style="list-style-type: none"> In 38 (100%) sample schools, the children are happy in terms of quality and quantity of the meal. 	
8.	<u>SUPPLEMENTARY:</u>	Teachers, Students, School Record
	(i) Whether children are given micronutrients (Iron, folic acid, vitamin – A dosage) and de-worming medicine periodically?	
	<ul style="list-style-type: none"> In 25 (66%) sample schools, the Iron Folic, Vitamin A and de-worming dosage have distributed, whereas nothing was provided in 13 (34%) sample schools. 	
	(ii) Who administers these medicines and at what frequency?	Teachers, Students, School Record
	<ul style="list-style-type: none"> The service is administered by Govt. health department monthly or quarterly. 	
(iii)	Is there school Health Card maintained for each child?	Teachers, Students, School Record
	<ul style="list-style-type: none"> Health Card is not provided in 33 (87%) sample schools, whereas it is there in 05 (13%) schools, but not in practice. 	
9.	<u>STATUS OF COOKS:</u>	Observations and discussion with children teachers, parents, VEC/SMC members, Gram Panchayat members and cooks.
	(i) Who cooks and serves the meal? (Cook/helper appointed by the Department or Self Help Group, or NGO or Contractor)	
	<ul style="list-style-type: none"> In all the sample schools, the meals are cooked and served by appointed cooks usually known as Sanyojika (Convener) and Sahayika (Helper). 	
	(ii) Is the number of cooks and helpers adequate to meet the requirement of the school?	Observations and discussion with children teachers, parents, VEC/SMC members, Gram Panchayat members and cooks.
	<ul style="list-style-type: none"> In 35 (92%) sample schools the number of cooks/helpers is insufficient, whereas in 03 (8%) sample schools, the number is sufficient to meet the requirement. 	
(iii)	What is remuneration paid to cooks/helpers?	Observations and discussion with children teachers, parents, VEC/SMC members, Gram Panchayat members and cooks.

	<ul style="list-style-type: none"> The helpers (Sahayika) are paid Rs. 1000/- as remuneration in the sample schools per month whereas, no remuneration is paid to the conveners, the Sanyojika. 	
	(iv) Are the remuneration paid to cooks/helpers regularly?	Observations and discussion with children teachers, parents, VEC/SMC members, Gram Panchayat members and cooks.
	<ul style="list-style-type: none"> In 25 (66%) the payment of remuneration is made regularly, however, it is paid irregularly in other 13 (34%) sample schools. 	
	(v) Social Composition of cooks /helpers? (SC/ST/OBC/Minority)	Observations and discussion with children teachers, parents, VEC/SMC members, Gram Panchayat members and cooks.
	<ul style="list-style-type: none"> Of the 39 Cooks/helpers identified in the sample schools, 27 (69%) belonged to Other Backward Community, followed by 11 (28%) Generals and 01 (3%) belonged to the group of Minority. 	
10.	<p><u>INFRASTRUCTURE:</u> Is a pucca kitchen shed-cum-store:</p> <ol style="list-style-type: none"> Constructed and in use Constructed but not in use Under construction Sanctioned, but constructed not started Not sanctioned Any other (specify) 	School records, discussion with head teacher, teacher, VEC/SMC, Gram Panchayat members.
	<p>Information is to be given for point (a) , (b), (c) , (d) and (e)</p> <ul style="list-style-type: none"> 26 (68%) schools have constructed kitchen shed cum store in use. In 03 (8%) schools it is constructed but not in use. In 05 (13%) of the schools sampled, the construction is on progress. It is sanctioned but construction is yet to be started in 01 (3%) school. In case of 03 (8%) school it is not yet sanctioned. 	
11.	In case the pucca kitchen shed is not available, where is the food being cooked and where are the food grains/other ingredients being stored?	Discussion with head teacher, teacher, VEC/SMC, Gram Panchayat members, Observation
	<ul style="list-style-type: none"> Of the 09 (24%) schools where the pucca kitchen is not available, provisional arrangement of kitchen shed is done either in classrooms, old school buildings, staff rooms, in veranda, in hut or open place as per the convenience. The same applies for 03 (8%) schools wherein pucca kitchen is available but not in use. The food grains/other ingredients are stored in the store rooms in 26 (68%) schools, in the corners of the classrooms in 11 (29%) schools, whereas the staff room is used for the purpose in 01 (5%) school sampled. 	
12.	Whether potable water is available for cooking and drinking purpose?	-do-
	<ul style="list-style-type: none"> In 27 (71%) sample schools potable water is available and in 11 (29%) schools visited potable water is not available for cooking and drinking. 	

13.	Whether utensils used for cooking food are adequate?	Teachers/Organizer of MDM Programme
	<ul style="list-style-type: none"> Similarly, 26 (68%) sample schools have sufficient utensils and in other 12 (32%) schools the utensils are insufficient for cooking/eating etc. 	
14.	What is the kind of fuel used? (Gas based/firewood etc.)	Observation
	<ul style="list-style-type: none"> 26 (68%) sample schools are using coal, followed by gas in 11 (29%) schools, whereas firewood is being used for cooking in 01 (3%) sample school. 	
15.	<u>SAFETY & HYGIENE:</u>	Observation
	i. General Impression of the environment, Safety and hygiene:	
	<ul style="list-style-type: none"> The general impression of the environment, safety and hygiene in 10 (42%) schools is found to be good, average in 19 (50%) schools and poor in 03 (8%) schools. 	
	ii. Are children encouraged to wash hands before and after eating?	Observation
	<ul style="list-style-type: none"> In all the 38 sample schools, the children are encouraged to wash their hands before and after eating. 	
	iii. Do the children take meals in an orderly manner?	Observation
	<ul style="list-style-type: none"> In all the 38 sample schools the children do take meals in an orderly manner. 	
	iv. Conservation of water?	Observation
<ul style="list-style-type: none"> In 38 (100%) sample schools water is conserved. 		
16.	v. Is the cooking process and storage of fuel safe, not posing any fire hazard?	Observation
	<ul style="list-style-type: none"> Likewise, in 38 (100%) sample schools, safety measures are being taken care of while cooking and storing fuel. 	
16.	<u>COMMUNITY PARTICIPATION:</u> Extent of participation by Parents/VEC/SMC/Panchayats/Urban bodies in daily supervision, monitoring and participation	Discussion with head teacher, teacher, VEC/SMC, Gram Panchayat members
	<ul style="list-style-type: none"> In case of 17 (45%) schools, community participation in terms of monitoring and supervision is a regular affair, in 16 (42%) it is casual; whereas in the rest 05 (13%) schools, no community participation has ever taken place. So far, none of the sample schools is reported to have received any contribution (cash/kind/labour) by the community. 	
17.	<u>INSPECTION & SUPERVISION:</u> Has the mid day meal programme been inspected by any state/district/block level officers/officials?	School records, discussion with head teacher, teachers, VEC/SMC, Gram Panchayat members

	<ul style="list-style-type: none"> As reported, the monitoring and supervision is done in 16 (42%) sample schools by block level officers/officials. 10 (26%) schools have been monitored by both the block and district level officers. In 01 (14%) of the sample schools, the supervision was done by the officials from block, district and by the authorities from the state as well. Apart from this, CRPs also monitor 03 schools per day. The monitoring is either carried out by visiting the site or by making a phone call to collect the updates. 	
18.	<p><u>IMPACT:</u> Has the mid day meal improved the enrollment, attendance of children in school, general well being (nutritional status) of children? Is there any other incidental benefit due to serving cooked meal in schools?</p>	School records, discussion with head teacher, teachers, students, VEC/SMC, Gram Panchayat members.
	<ul style="list-style-type: none"> In all the 38 sample schools, Mid Day Meal Scheme has improved the enrollment and attendance. It has been felt that there is a positive impact on general health/hygiene as well. 	
19.	<p><u>GRIEVANCE REDRESSAL MECHANISM:</u> i. Is any Grievance Redressal Mechanism in the district for MDMs?</p>	School records, discussion with head teacher, teachers, students, VEC/SMC, Gram Panchayat members.
	<ul style="list-style-type: none"> Yes, there is a Grievance Redressal Mechanism duly initiated /effective in the district, but nobody is aware of. 	
	<p>ii. Whether the district, block, school having any Toll Free Number?</p>	
	<ul style="list-style-type: none"> Yes, but it was not written anywhere on the wall in the school premises. 	

ANNEXURE

List of Schools with DISE code visited by MI: District Koderma

SN	Address	DISE Code	SN	Address	DISE Code
01	PS Taratanr	0119402	21	UMS Santh	0311701
02	NPS Lalman Digthu	0108801	22	GMS Jainagar (G)	0307702
03	NPS Lalman Digthu	0108801	23	GMS Jainagar (G)	0307702
04	UPS Tilaiya Basti	0119306	24	UMS Nawada	0312702
05	UMS Hasnabad (U)	0118601	25	UMS Nawada	0312702
06	UMS Hasnabad (U)	0118601	26	MS Satdiha	0313401
07	UMS Hasnabad (U)	0118601	27	MS Jainagar	0307701
08	UMS Jhumri	0110301	28	KGBV Jainagar	0311702
09	UMS Pipradih	0120801	29	UPS Bandachak	0503901
10	UMS Pipradih	0120801	30	UPS Bandachak	0503901
11	MS Gumo	0120201	31	UPS Ghorwatanr	0505301
12	MS Gumo	0120201	32	UPS Ghorwatanr	0505301
13	MS Sita Sukhani (G)	0119401	33	UPS Nadipar	0502002
14	MS Sita Sukhani (G)	0119401	34	UMS Mahugain	0527501
15	KGBV Koderma	0118907	35	UMS Madangundi	0500201
16	NPS Sarmatanr	0313501	36	UMS Pipradih	-
17	NPS Sarmatanr	0313501	37	AMS Chandwara	0501101
18	UPS Naukadih	0318602	38	AMS Chandwara	0501101
19	UPS Naukadih	0318602	39	MS Digthu Gainda	0503601
20	NPS Santh (U)	0311703	40	RMS Urwan	0502001

Name, Designations & Address of Persons Contacted: District Koderma

SN	Name of Contact Person	Post	Address	Block	Contact No.
01	Koleshwar Thakur	HM	PS Taratanr	Sadar	94319-24538
02	Sahdeo Pd Yadav	HM	NPS Lalman Digthu	Sadar	82940-03430
03	Sahdeo Pd Yadav	HM	NPS Lalman Digthu	Sadar	82940-03430
04	Ms Veena Devi	HM	UPS Tilaiya Basti	Sadar	91990-50591
05	Md Mustapha Alam	HM	UMS Hasnabad (U)	Sadar	99345-76841
06	Md Mustapha Alam	HM	UMS Hasnabad (U)	Sadar	99345-76841
07	Md Mustapha Alam	HM	UMS Hasnabad (U)	Sadar	99345-76841
08	Ravikant Ravi	HM	UMS Jhumri	Sadar	99343-74178
09	Prakash Pandit	HM	UMS Pipradih	Sadar	96932-83810
10	Prakash Pandit	HM	UMS Pipradih	Sadar	96932-83810
11	Surendra Kumar	HM	MS Gumo	Sadar	89868-68598
12	Surendra Kumar	HM	MS Gumo	Sadar	89868-68598
13	Umashankar Prasad	HM	MS Sita Sukhani (G)	Sadar	91627-69056
14	Umashankar Prasad	HM	MS Sita Sukhani (G)	Sadar	91627-69056
15	Ms Pratiksha Minj	HM	KGBV Koderma	Sadar	99351-55905
16	Ms Renu Kumari	HM	NPS Sarmatanr	Jainagar	97983-63351
17	Ms Renu Kumari	HM	NPS Sarmatanr	Jainagar	97983-63351

18	Ms Kalika Kumari	HM	UPS Naukadih	Jainagar	99341-58164
19	Ms Kalika Kumari	HM	UPS Naukadih	Jainagar	99341-58164
20	Md Mumtaz Alam	HM	NPS Santh (U)	Jainagar	88099-21968
21	Churamani Ravidas	HM	UMS Santh	Jainagar	90061-61479
22	Gangadhar Yadav	HM	UMS Nawada	Jainagar	80841-71383
23	Gangadhar Yadav	HM	UMS Nawada	Jainagar	80841-71383
24	Brahmadeo Pandey	HM	GMS Jainagar (G)	Jainagar	98521-33466
25	Brahmadeo Pandey	HM	GMS Jainagar (G)	Jainagar	98521-33466
26	Ramchandra Yadav	HM	MS Satdiha	Jainagar	88092-17174
27	Jainarayan Singh	HM	MS Jainagar	Jainagar	94725-15816
28	Ms Usha Topno	Wdn	KGBV Jainagar	Jainagar	99053-17785
29	Sanjay Kumar Rajak	HM	UPS Bandachak	Chandwara	97983-90630
30	Sanjay Kumar Rajak	HM	UPS Bandachak	Chandwara	97983-90630
31	Kailash Yadav	HM	UPS Ghorwatanr	Chandwara	94705-77476
32	Kailash Yadav	HM	UPS Ghorwatanr	Chandwara	94705-77476
33	Md Muntazir	HM	UPS Nadipar	Chandwara	91991-71760
34	Sukhdeo Rana	HM	UMS Mahugain	Chandwara	98017-43555
35	Arup Kumar Mitra	HM	UMS Madangundi	Chandwara	94701-61277
36	Ganeshwar Rai	HM	UMS Pipradih	Chandwara	88095-95817
37	Ms Manju Kumari	HM	AMS Chandwara	Chandwara	95700-96036
38	Ms Manju Kumari	HM	AMS Chandwara	Chandwara	95700-96036
39	Ranbir Kumar	HM	MS Digthu Gainda	Chandwara	99311-06167
40	Bhagwat Chaudhry	HM	RMS Urwan	Chandwara	95761-06474

3. District Level Half Yearly Monitoring Report – Giridih

MHRD/NSG needs district wise information/observation as per the TOR 2013-2015 using this format for each district separately, for the districts monitored by the Monitoring Institution both for SSA and MDM tasks. Please provide district wise detailed report as per the TOR 2013-15.

3.1	Name of the District			Giridih	
3.2	Date/Month of visit to the District			February & March 2014	
3.3	Number of elementary schools (PS/UPS) Centers covered/ monitored			PS - 15 UPS – 21 + 04	
1.	<u>REGULARITY IN SERVING MEAL:</u> Whether the school is serving hot cooked meal daily? If there was interruption, what was the extent and reasons for the same?			Students, Teachers & Parents	
	<ul style="list-style-type: none"> Hot and cooked meal is served in 36 (100%) sample schools. 				
2.	<u>TRENDS:</u> Extent of variation (As per school records vis-à-vis actual on the day of visit)			School level registers, MDM Registers Head Teachers, Schools level MDM functionaries / Observation of the monitoring team.	
	No.	Details	The day previous to date of visit		On the day of visit
	i.	Enrollment	8274		8274
	ii.	No. of children attending the school	6619		4468
	iii.	No. of children availing MDM as per MDM Register	6619		4468
	iv.	No. of children actually availing MDM	6619		4378
	<ul style="list-style-type: none"> On the day of visit, the attendance against the enrollment is recorded as 54 per cent and almost 98 per cent students actually had MDM. 				
3.	<u>REGULARITY IN DELIVERING FOOD GRAINS TO SCHOOL LEVEL:</u> (iv) Is school receiving food grain regularly? If there is delay in delivering food grains, what is the extent of delay and reasons for the same?			School level registers, MDM Registers, Head Teacher, School level MDM functionaries.	
	<ul style="list-style-type: none"> 31 (86%) sample schools are getting food grains regularly against 05 (14%) facing some delay. 				
	(v) Is buffer stock of one-month's requirement is maintained?			School level registers, MDM Registers, Head Teacher, School level MDM functionaries	
	<ul style="list-style-type: none"> 33 (87%) schools do maintain the buffer stock as per requirement, barring 05 (13%) schools which are found not maintaining the monthly buffer stock. 				

	(vi) Is the food grains delivered at the school?	School level registers, MDM Registers, Head Teacher, School level MDM functionaries
	<ul style="list-style-type: none"> 29 (81%) sample schools are being provided the food grains directly, barring 07 (19%) schools where the food grains are collected from the schools nearby. 	
4.	<u>REGULARITY IN DELIVERING COOKING COST TO SCHOOL LEVEL:</u>	School level registers, MDM Registers, Head Teacher, School level MDM functionaries.
	(iii) Is school receiving cooking cost in advance regularly? If there is delay in delivering cooking costs, what is the extent of delay and reasons for it?	
	<ul style="list-style-type: none"> 31 (86%) sample schools are receiving the cooking cost in advance regularly, whereas 06 (14%) schools are not getting the cooking cost in advance. 	
	(iv) In case of delay, how schools manage to ensure that there is no disruption in the feeding programme?	School level registers, MDM Registers, Head Teacher, School level MDM functionaries.
	<ul style="list-style-type: none"> In case of delay, interim arrangement is done by seeking the help of schools nearby or VECs/SMCs arrange of their own. 	
	(iii) Is cooking cost paid by Cash or through banking channel?	School level registers, MDM Registers, Head Teacher, School level MDM functionaries.
	<ul style="list-style-type: none"> The cooking cost is paid through banks in all the sample schools. 	
5.	<u>SOCIAL EQUITY:</u> Did you observe any gender or caste or community discrimination in cooking or serving or seating arrangements?	Observations
	<ul style="list-style-type: none"> No gender, caste or community discrimination was observed in cooking, serving or seating arrangements in the sample schools. 	
6.	<u>VARIETY OF MENU:</u>	Observations and discussion with children teachers, parents, VEC members, Gram Panchayat members and cooks.
	(iv) Has the school displayed its weekly menu, and is it able to adhere to the menu displayed?	
	<ul style="list-style-type: none"> 32 (89%) sample schools have displayed the weekly menu and try their best to adhere to, whereas the menu was not displayed in 04 (11%) sample schools. 	
	(v) Is there variety in the food served or is the same food served daily?	Observations and discussion with children teachers, parents, VEC/SMC members, Gram Panchayat members and cooks.
	<ul style="list-style-type: none"> Variety in the food served was reported in 23 (64%) schools, whereas same food was served in case of 13 (36%) sample schools. 	
	(vi) Does the daily menu include rice / wheat preparation, dal and vegetables?	Observations and discussion with children teachers, parents, VEC/SMC members, Gram Panchayat members and cooks.

	<ul style="list-style-type: none"> In all the sample schools, rice, dal and vegetables are essentially included in the daily menu. However, wheat (Roti) is not served as a regular part of the daily menu. 	
7.	<u>QUALITY & QUANTITY OF MEAL:</u> Feedback from children on c) Quality of meal:	Observations of Investigation during MDM service
	<ul style="list-style-type: none"> The meal served is found to be neat/clean and tasty in 18 (50%) and not so clean and tasty in 18 (50%) sample schools. 	
	d) Quantity of meal:	Observations of Investigation during MDM service
	<ul style="list-style-type: none"> The quantity of the meal served is reported to be sufficient in all 36 (100%) sample schools. 	
	c) If children were not happy Please give reasons and suggestions to improve.	Observations of Investigation during MDM service
	<ul style="list-style-type: none"> In 36 (100%) sample schools, the children are happy in terms of quality and quantity of the meal. 	
8.	<u>SUPPLEMENTARY:</u> (v) Whether children are given micronutrients (Iron, folic acid, vitamin – A dosage) and de-worming medicine periodically?	Teachers, Students, School Record
	<ul style="list-style-type: none"> In 25 (69%) sample schools, the Iron Folic, Vitamin A and de-worming dosage have distributed, whereas nothing was provided in 11 (31%) sample school. 	
	(vi) Who administers these medicines and at what frequency?	Teachers, Students, School Record
	<ul style="list-style-type: none"> The service is administered by Govt. health department monthly or quarterly. 	
	(vii) Is there school Health Card maintained for each child?	Teachers, Students, School Record
	<ul style="list-style-type: none"> Health Card is not provided in 29 (81%) sample schools, whereas it is there in 07 (19%) schools, but not in practice. 	
9.	<u>STATUS OF COOKS:</u> (ii) Who cooks and serves the meal? (Cook/helper appointed by the Department or Self Help Group, or NGO or Contractor)	Observations and discussion with children teachers, parents, VEC/SMC members, Gram Panchayat members and cooks.
	<ul style="list-style-type: none"> In all the sample schools, the meals are cooked and served by appointed cooks usually known as Sanyojika (Convener) and Sahayika (Helper). 	
	(ii) Is the number of cooks and helpers adequate to meet the requirement of the school?	Observations and discussion with children teachers, parents, VEC/SMC members, Gram Panchayat members and cooks.
	<ul style="list-style-type: none"> In 31 (86%) sample schools the number of cooks/helpers is sufficient, whereas it is insufficient in the rest 05 (14%) schools monitored. 	
	(iii) What is remuneration paid to cooks/helpers?	Observations and discussion with children teachers, parents, VEC/SMC members, Gram Panchayat members and cooks.

	<ul style="list-style-type: none"> The helpers (Sahayika) are paid Rs. 1000/- as remuneration in the sample schools per month whereas, no remuneration is paid to the conveners, the Sanyojika. 	
	(viii) Are the remuneration paid to cooks/helpers regularly?	Observations and discussion with children teachers, parents, VEC/SMC members, Gram Panchayat members and cooks.
	<ul style="list-style-type: none"> In 29 (81%) the payment of remuneration is made regularly, however, it is paid irregularly in other 07 (19%) sample schools. 	
	(v) Social Composition of cooks /helpers? (SC/ST/OBC/Minority)	Observations and discussion with children teachers, parents, VEC/SMC members, Gram Panchayat members and cooks.
	<ul style="list-style-type: none"> Of 53 Cooks/helpers identified in the sample schools, 19 (36%) belonged to Scheduled Tribe, followed by 17 (32%) from Other Backward Community and the other 17 (32%) cooks/helpers belonged to General category. 	
10.	<p><u>INFRASTRUCTURE:</u></p> <p>Is a pucca kitchen shed-cum-store:</p> <p>g) Constructed and in use</p> <p>h) Constructed but not in use</p> <p>i) Under construction</p> <p>j) Sanctioned, but constructed not started</p> <p>k) Not sanctioned</p> <p>l) Any other (specify)</p>	School records, discussion with head teacher, teacher, VEC/SMC, Gram Panchayat members.
	<p>Information is to be given for point (a) , (b), (c) , (d) and (e)</p> <ul style="list-style-type: none"> 17 (47%) schools have constructed kitchen shed cum store in use. In 05 (14%) schools constructed kitchen cum store are there, but not in use. In 07 (19%) of the schools sampled, the construction is on progress. It is sanctioned but construction is yet to be started in 01 (3%) school. In case of 06 (17%) schools, it is yet to be sanctioned. 	
11.	In case the pucca kitchen shed is not available, where is the food being cooked and where are the food grains/other ingredients being stored?	Discussion with head teacher, teacher, VEC/SMC, Gram Panchayat members, Observation
	<ul style="list-style-type: none"> Of 14 (39%) schools where the pucca kitchen is not available, provisional arrangement of kitchen shed is done either in class rooms, store rooms, old school buildings, veranda, hut or in open air as per the convenience. The food grains/other ingredients are stored in the store rooms of 17 (47%) schools, whereas the corners of the classrooms in 15 (42%) schools and staffrooms are used for the purpose in 04 (11%) schools visited. 	
12.	Whether potable water is available for cooking and drinking purpose?	-do-
	<ul style="list-style-type: none"> In 22 (61%) sample schools potable water is available and in 14 (39%) schools visited potable water is not available for cooking and drinking. 	
13.	Whether utensils used for cooking food are adequate?	Teachers/Organizer of MDM Programme

	<ul style="list-style-type: none"> Likewise, 22 (61%) sample schools have sufficient utensils and in other 14 (39%) schools the utensils are insufficient for cooking/eating etc. 	
14.	What is the kind of fuel used? (Gas based/firewood etc.)	Observation
	<ul style="list-style-type: none"> 31 (86%) sample schools are using coal and the rest 05 (14%) sample schools are using firewood for cooking. 	
15.	<u>SAFETY & HYGIENE:</u>	Observation
	ii. General Impression of the environment, Safety and hygiene:	
	<ul style="list-style-type: none"> The general impression of the environment, safety and hygiene in 14 (39%) schools is found to be good and average in 22 (61%) schools sampled for. 	
	ii. Are children encouraged to wash hands before and after eating?	Observation
	<ul style="list-style-type: none"> In all the 36 sample schools, the children are encouraged to wash their hands before and after eating. 	
	iii. Do the children take meals in an orderly manner?	Observation
	<ul style="list-style-type: none"> In all the 36 sample schools the children do take meals in an orderly manner. 	
	iv. Conservation of water?	Observation
<ul style="list-style-type: none"> In 36 (100%) sample schools water is conserved. 		
v. Is the cooking process and storage of fuel safe, not posing any fire hazard?	Observation	
	<ul style="list-style-type: none"> Likewise, in 36 (100%) sample schools, safety measures are being taken care of while cooking and storing fuel. 	
16.	<u>COMMUNITY PARTICIPATION:</u> Extent of participation by Parents/VEC/SMC/Panchayats/Urban bodies in daily supervision, monitoring and participation	Discussion with head teacher, teacher, VEC/SMC, Gram Panchayat members
	<ul style="list-style-type: none"> In case of 35 (97%) sample schools, community participation in terms of monitoring and supervision is a regular affair, whereas, in 01 (3%) school, community participation is reported as purely casual. So far, none of the sample schools is reported to have received any contribution (cash/kind/labour) by the community. 	
17.	<u>INSPECTION & SUPERVISION:</u> Has the mid day meal programme been inspected by any state/district/block level officers/officials?	School records, discussion with head teacher, teachers, VEC/SMC, Gram Panchayat members
	<ul style="list-style-type: none"> As reported, the monitoring and supervision is done in 14 (61%) sample schools by Block level officers/officials. However, in case of 17 (47%) schools it is monitored by the officials from both the Block and the District. The rest 05 (14%) schools were supervised by the officials from Block, District and by the authorities from the State as well. Apart from this, CRPs also monitor 03 schools per day. The monitoring is either carried out by visiting the site or by making a phone call to collect the updates. 	

18.	<u>IMPACT:</u> Has the mid day meal improved the enrollment, attendance of children in school, general well being (nutritional status) of children? Is there any other incidental benefit due to serving cooked meal in schools?	School records, discussion with head teacher, teachers, students, VEC/SMC, Gram Panchayat members.
	<ul style="list-style-type: none"> In all the 36 sample schools, Mid Day Meal Scheme has improved the enrollment and attendance. It has been felt that there is a positive impact on general health/hygiene as well. 	
19.	<u>GRIEVANCE REDRESSAL MECHANISM:</u> i. Is any Grievance Redressal Mechanism in the district for MDMs?	School records, discussion with head teacher, teachers, students, VEC/SMC, Gram Panchayat members.
	<ul style="list-style-type: none"> Yes, there is a Grievance Redressal Mechanism duly initiated /effective in the district, but nobody is aware of. 	
	ii. Whether the district, block, school having any Toll Free Number?	
	Yes, but it was not written anywhere on the wall in the school premises.	

ANNEXURE**List of Schools with DISE code visited by MI: District Giridih**

SN	Address	DISE Code	SN	Address	DISE Code
01	PS Darji Mohalla (U)	0910602	21	UMS Mahuar	0104301
02	UPS Parkowar	0939701	22	UMS Mahuar	0104301
03	PS Tirgirijsori	0911803	23	UMS Amjo	0107901
04	UPS Purni Jitpur	0917002	24	UMS Bhojdaha (U)	1013201
05	UMS Koimara	0905401	25	MS Dudhitanr	0104307
06	UMS Udnabad	0903701	26	MS Dudhitanr	0104307
07	UMS Harsingh Raidih	0090360	27	KGBV Bengabad	0103705
08	UMS Arakshi Kendra	0905908	28	UPS Khapaibera	1000103
09	UMS Jhalakdiha	0905201	29	UPS Khapaibera	1000103
10	UMS Ajidih	0904701	30	UPS Turitola	1000103
11	GMS Rani L'bai (G)	0905915	31	UPS Turitola	1013404
12	MGMS Pachamba	0909003	32	UMS Jainagar	1007401
13	KGBV Giridih	0104306	33	UMS Birangadda	1000101
14	UPS Barotanr	0106901	34	MS Chirki	1000101
15	PS Karnpura	0120501	35	KGBV Pirtanr	1014202
16	PS Karnpura	0120501	36	PS Pipradih	0404001
17	UPS Durgapur	0103701	37	UMS Chhachhando	0406201
18	PS Bengabad (G)	0111301	38	UMS Dumri	0406201
19	PS Phursodih	0103702	39	UMS Dumri	0406201
20	RBS Bengabad	0103702	40	KGBV Dumri	0427001

Name, Designations & Address of Persons Contacted: District Giridih

SN	Name of Contact Person	Post	Address	Block	Contact No.
01	Faizul Haque	HM	PS Darji Mohalla (U)	Sadar	094311-60283
02	Digamber Prasad Verma	HM	UPS Parkowar	Sadar	099316-96794
03	Deonarayan Pd Verma	HM	PS Tirgirijsori	Sadar	085212-29409
04	Md Mumchun Ansari	HM	UPS Purni Jitpur	Sadar	099554-15058
05	Manager Prasad Singh	HM	UMS Koimara	Sadar	094319-78548
06	Devendra Pandey	HM	UMS Udnabad	Sadar	094701-13044
07	Jitendra Kumar	HM	UMS Harsingh Raidih	Sadar	094701-47796
08	Phanindra Kumar	HM	UMS Arakshi Kendra	Sadar	094319-20284
09	Ms Sabina Hansda	HM	UMS Jhalakdiha	Sadar	083927-05447
10	Purnanand Tiwari	HM	UMS Ajidih	Sadar	094319-96601
11	Hiralal Verma	HM	GMS Rani L'bai (G)	Sadar	094301-22136
12	Praveen Kumar Sinha	HM	MGMS Pachamba	Sadar	096931-05595
13	Ms Mira Rajak	Wdn	KGBV Giridih	Sadar	094301-74141
14	Anju Devi	HM	UPS Barotanr	Bengabad	080510-02082
15	Bhekhilal Chaudhry	HM	PS Karnpura	Bengabad	091992-49012
16	Bhekhilal Chaudhry	HM	PS Karnpura	Bengabad	091992-49012
17	Shakun Singh	HM	UPS Durgapur	Bengabad	099554-45052
18	Ms Kaikeyee Devi	HM	PS Bengabad (G)	Bengabad	099347-20710
19	Chowa Rajak	HM	PS Phursodih	Bengabad	099551-15034

20	Sunil Kumar Gupta	HM	RBS Bengabad	Bengabad	099311-86142
21	Ramanand Singh	HM	UMS Mahuar	Bengabad	088092-83695
22	Ramanand Singh	HM	UMS Mahuar	Bengabad	088092-83695
23	Pranay Kumar Mishra	HM	UMS Amjo	Bengabad	098355-72206
24	Md Suleman	HM	UMS Bhojdaha	Bengabad	099310-18378
25	Deokesh Ghosh	HM	MS Dudhitnr	Bengabad	094301-20502
26	Deokesh Ghosh	HM	MS Dudhitnr	Bengabad	094301-20502
27	Ms Sunita Singh	Wdn	KGBV Bengabad	Bengabad	097982-02002
28	Ms Teresa Topno	HM	UPS Khapaibera	Pirtanr	096085-72527
29	Ms Teresa Topno	HM	UPS Khapaibera	Pirtanr	096085-72527
30	Hiralal Prasad	HM	UPS Turitola	Pirtanr	097981-89122
31	Hiralal Prasad	HM	UPS Turitola	Pirtanr	097981-89122
32	Puran Manjhi	HM	UMS Jainagar	Pirtanr	099737-20648
33	Manoj Kumar Agrawal	HM	UMS Birangadda	Pirtanr	094319-73235
34	Sachhidanand Prasad	HM	MS Chirki	Pirtanr	093041-03700
35	Ms Aman Jahan	Wdn	KGBV Pirtanr	Pirtanr	093083-76573
36	Chandra Kishore Dayal	HM	PS Pipradih	Dumri	091225-09995
37	Arjun Kumar Singh	HM	UMS Chhachhando	Dumri	077396-00466
38	Ms Meena Devi	HM	UMS Dumri	Dumri	099397-37489
39	Ms Meena Devi	HM	UMS Dumri	Dumri	099397-37489
40	Ms Taipai Dey	Wdn	KGBV Dumri	Dumri	082358-03340